



AM
ABSOLUTEMESH
AND STEEL

02 6925 2916

2 Dobney Avenue, Wagga Wagga, NSW 2650
www.amswagga.com.au | sales@amswagga.com.au

2020 PRODUCT CATALOGUE

FENCING

3

Wire, Tubular Aluminium, Tubular Steel, Aluminium Painted, Glass, Farm, Louvres, Accessories, Pool Latch Systems

CHAINWIRE FENCING

12

Tees, Crosses, Corners, Post Caps, Hinges, Flanges, Angle Tees, Accessories

RETAINING WALLS

21

Posts, Heavy Duty Posts, Brackets

AUTOMATION

23

Motors, Brackets, Controllers

KNOTWOOD SYSTEMS

32

Self-mating, Decking, Cladding, Battens, Slats, Geometrics, Woodgrain Colours, Solid Colours

STANDARD REINFORCEMENTS

41

Square Ribmesh, Rectangular, Trench Ribmesh, Plain Round Reinforcing Bar, Standard Reinforcing Bar, Swimming Pool Reinforcing Bar, Ligatures, Starter Bar, Corner Bars

BUILDING ACCESSORIES

46

Clipfast Spacers, Deck Chairs, On Ground Spacers, Wire Chairs, Wire Trench Mesh Clips, Plastic Trench Mesh Supports, Plastic Continuous Bar Chairs, Concrete Block Spacers, Bar Guards, Reosok, Bondek & Accessories, Condeck & Accessories, Crack-a-joint, Crack Inducer on Ground, Dowel Bars & Accessories, Expansion Jointing, Key Joints & Accessories, Galvanised Angle, Polythene Building Film, Rod Spacers, Couplers, Loop Ties, Reel Belt & Tools

WELDMESH

69

Easy Sheets, Weldmesh, Sheeppark Mesh

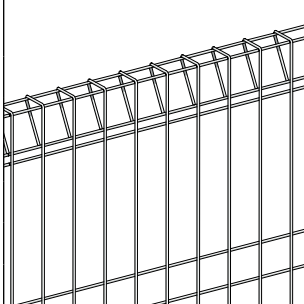
CONCRETING ACCESSORIES

70

Vibrators, Power Finishers & Accessories, Hand Tools, Soil Compactors

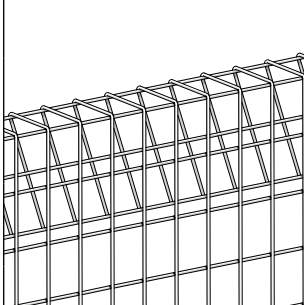
WIRE FENCING

5mm Line Wires x 5mm Vertical Wires @ 75mm Centres

	Product Code	Description	UOM	Weight Kg/unit
	BAPL2409	Banksia Panel LifeWire 2405 x 910mm	Each	9.9
	BASD1009	Banksia S/Gate HDG 1000mm opening	Each	6.9
	BASD1609	Banksia S/Gate HDG 1600mm opening	Each	9.9
	BAPL2412	Banksia Panel LifeWire 2405 x 1210mm	Each	11.4
	BASD1012	Banksia S/Gate HDG 1000mm opening	Each	8.2
	BASD1612	Banksia S/Gate HDG 1600mm opening	Each	11.6

Also available in powdercoated finish. Available in 910mm and 1210mm. Roll top and bottom. 5mm wires - spaced 75mm.

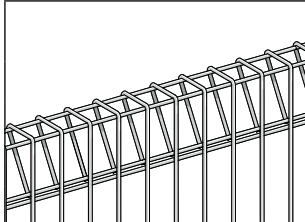
5mm Wires Spaced @ 75 x 50mm Centres

	Product Code	Description	UOM	Weight Kg/unit
	ACPL2509C	Acacia Panel LifeWire 2405 x 910mm	Each	15.8
	ACSD1009C	Acacia S/Gate HDG 1000mm opening	Each	8.4
	ACSD1609C	Acacia S/Gate HDG 1600mm opening	Each	12.5
	ACPL2512C	Acacia Panel LifeWire 2400 x 1210mm	Each	19.7
	ACSD1012C	Banksia S/Gate HDG 1000mm opening	Each	10.5
	ACSD1612C	Banksia S/Gate HDG 1600mm opening	Each	14.9

Also available in powdercoated finish. Available in 910mm, 1210mm and 1810mm high. Roll top and bottom. 5mm wires - spaced 75mm x 50mm.


WIRE FENCING

8mm Wires Spaced @ 75mm Centres

	Product Code	Description	UOM	Weight Kg/unit
	WAPD2413	Wattle Panel HDG 2408 x 1270mm	Each	24.4
	PLSD1013	Pool S/Gate HDG 1000mm opening	Each	10.6
	WAPD2415	Wattle Panel HDG 2408 x 1520mm	Each	28.4
	PLSD1015	Pool S/Gate HDG 1000mm opening	Each	13.3


Pool fence compliant. Available in 1270mm and 1520mm high. Roll top and bottom. 8mm wires - spaced 75mm.


8mm Wires Spaced @ 75mm Centres 25mm Top & Bottom Rail


	Product Code	Description	UOM	Weight Kg/unit
	WLPD2413	Willow Panel HDG 2408 x 1257mm	Each	22.7
	PLSD1013	Pool S/Gate HDG 1000mm opening	Each	10.6
	WLPD2415	Willow Panel HDG 2408 x 1527mm	Each	25.2
	PLSD1015	Pool S/Gate HDG 1000mm opening	Each	13.3


Pool fence compliant. Available in 1257mm and 1527mm high. Top and bottom rail. 8mm wires - spaced 75mm.


TUBULAR FENCING


 16mm FLAT TOP Painted		Unit
	Panel	Lineal Metre 2400mm Long 3000mm Long
Single Gate	950mm Wide Lineal Metre	
Double Gate	3000mm Wide Lineal Metre	
Sliding Gate	Lineal Metre	


 16mm ROD TOP Painted		Unit
	Panel	Lineal Metre 2400mm Long 3000mm Long
Single Gate	950mm Wide Lineal Metre	
Double Gate	3000mm Wide Lineal Metre	
Sliding Gate	Lineal Metre	

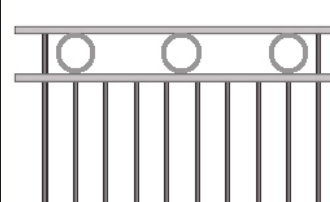
 16mm LOOP TOP Painted		Unit
	Panel	Lineal Metre 2400mm Long 3000mm Long
Single Gate	950mm Wide Lineal Metre	
Double Gate	3000mm Wide Lineal Metre	
Sliding Gate	Lineal Metre	

 16mm LOOP & SPEAR Painted		Unit
	Panel	Lineal Metre 2400mm Long 3000mm Long
Single Gate	950mm Wide Lineal Metre	
Double Gate	3000mm Wide Lineal Metre	
Sliding Gate	Lineal Metre	

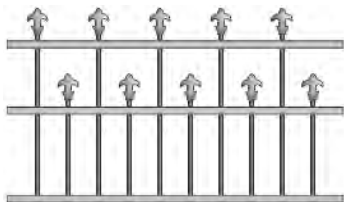
 16mm HI-LO SPEAR Painted		Unit
	Panel	Lineal Metre 2400mm Long 3000mm Long
Single Gate	950mm Wide Lineal Metre	
Double Gate	3000mm Wide Lineal Metre	
Sliding Gate	Lineal Metre	


 16mm LEVEL SPEAR Painted		Unit
	Panel	Lineal Metre 2400mm Long 3000mm Long
Single Gate	950mm Wide Lineal Metre	
Double Gate	3000mm Wide Lineal Metre	
Sliding Gate	Lineal Metre	


 16mm OXLEY PLAIN Painted		Unit
	Panel	Lineal Metre 2400mm Long 3000mm Long
Single Gate	950mm Wide Lineal Metre	
Double Gate	3000mm Wide Lineal Metre	
Sliding Gate	Lineal Metre	


 16mm OXLEY NAUTICAL Painted		Unit
	Panel	Lineal Metre 2400mm Long 3000mm Long
Single Gate	950mm Wide Lineal Metre	
Double Gate	3000mm Wide Lineal Metre	
Sliding Gate	Lineal Metre	


TUBULAR FENCING


16mm HERITAGE Painted	Panel	Unit
		Lineal Metre 2400mm Long 3000mm Long
	Single Gate	950mm Wide Lineal Metre
	Double Gate	3000mm Wide Lineal Metre
	Sliding Gate	Lineal Metre


16mm OXLEY RING Painted	Panel	Unit
		Lineal Metre 2400mm Long 3000mm Long
	Single Gate	950mm Wide Lineal Metre
	Double Gate	3000mm Wide Lineal Metre
	Sliding Gate	Lineal Metre


16mm TRADITIONAL Painted	Panel	Unit
		Lineal Metre 2400mm Long 3000mm Long
	Single Gate	950mm Wide Lineal Metre
	Double Gate	3000mm Wide Lineal Metre
	Sliding Gate	Lineal Metre

16mm CLASSIC Painted	Panel	Unit
		Lineal Metre 2400mm Long 3000mm Long
	Single Gate	950mm Wide Lineal Metre
	Double Gate	3000mm Wide Lineal Metre
	Sliding Gate	Lineal Metre



Aluminium Painted Thru Rail 50mm x 10mm	Panel	Unit
		Lineal Metre 2400mm Long
	Single Gate	950mm Wide Lineal Metre
	Double Gate	3130mm Wide Lineal Metre
<i>Standard 50mm Picket Spacing</i>	Sliding Gate	Lineal Metre


Aluminium Unpainted Thru Rail 50mm x 10mm	Panel	Unit
		Lineal Metre 2400mm Long
	Single Gate	950mm Wide Lineal Metre
	Double Gate	3130mm Wide Lineal Metre
<i>Standard 50mm Picket Spacing</i>	Sliding Gate	Lineal Metre



Aluminium Painted Face Welded 50mm x 10mm	Panel	Unit
		Lineal Metre 2400mm Long
	Single Gate	950mm Wide Lineal Metre
	Double Gate	3130mm Wide Lineal Metre
<i>Standard 50mm Picket Spacing</i>	Sliding Gate	Lineal Metre

Aluminium Unpainted Face Welded 50mm x 10mm	Panel	Unit
		Lineal Metre 2400mm Long
	Single Gate	950mm Wide Lineal Metre
	Double Gate	3130mm Wide Lineal Metre
<i>Standard 50mm Picket Spacing</i>	Sliding Gate	Lineal Metre


TUBULAR FENCING


Aluminium Painted Newington 50mm x 10mm  <i>Standard 90mm Picket Spacing</i>	Panel	Unit	PreGal Painted Newington 50mm x 10mm  <i>Standard 90mm Picket Spacing</i>	Panel	Unit
		Lineal Metre			Lineal Metre
	Single Gate	1260mm Long 1545mm Long			1260mm Long 1545mm Long
	Double Gate	1300mm Opening Lineal Metre			1300mm Opening Lineal Metre
	Double Gate	3000mm Opening Lineal Metre		Double Gate	3000mm Opening Lineal Metre
	Sliding Gate	Lineal Metre		Sliding Gate	Lineal Metre

DuraBOND Painted Newington 50mm x 10mm  <i>Standard 90mm Picket Spacing</i>	Panel	Unit
		Lineal Metre
	Single Gate	1260mm Long 1545mm Long
	Double Gate	1300mm Opening Lineal Metre
	Double Gate	3000mm Opening Lineal Metre
	Sliding Gate	Lineal Metre

Aluminium Painted 	50mm Square 50mm Square 65mm Square 65mm Square 75mm Square 100mm Square 100mm Square	Type	Aluminium Unpainted 	50mm Square 50mm Square 65mm Square 65mm Square 75mm Square 100mm Square 100mm Square	Type
		Light Wall Heavy Wall Heavy Wall Tunnel Heavy Wall Light Wall Tunnel			Light Wall Heavy Wall Heavy Wall Tunnel Heavy Wall Light Wall Tunnel
	50mm Square 50mm Square 65mm Square 65mm Square 75mm Square 100mm Square 100mm Square	Type		50mm Square 50mm Square 65mm Square 65mm Square 75mm Square 100mm Square 100mm Square	Type
		Light Wall Heavy Wall Heavy Wall Tunnel Heavy Wall Light Wall Tunnel			Light Wall Heavy Wall Heavy Wall Tunnel Heavy Wall Light Wall Tunnel

GLASS FENCING





Semi frameless 8mm Glass (1200mm)	Length**	Height	Unit
		800mm	1200mm
	900mm	1200mm	Panel
	1000mm	1200mm	Panel
	1100mm	1200mm	Panel
	1200mm	1200mm	Panel
	1300mm	1200mm	Panel
	1400mm	1200mm	Panel

Semi framed 8mm Glass (Top Rail)	Length**	Height	Unit
		816mm	1140mm
	900mm	1140mm	Panel
	1000mm	1140mm	Panel
	1100mm	1140mm	Panel
	1200mm	1140mm	Panel
	1300mm	1140mm	Panel
	1400mm	1140mm	Panel
	1516mm	1140mm	Panel

Frameless 12mm Glass (1200mm)	Length	Height	Unit
		900mm	1200mm
	1000mm	1200mm	Panel
	1100mm	1200mm	Panel
	1150mm	1200mm	Panel
	1200mm	1200mm	Panel
	1250mm	1200mm	Panel
	1300mm	1200mm	Panel
	1350mm	1200mm	Panel
	1400mm	1200mm	Panel
	1450mm	1200mm	Panel
	1500mm	1200mm	Panel
	1550mm	1200mm	Panel
	1600mm	1200mm	Panel
	1700mm	1200mm	Panel
	1800mm	1200mm	Panel



FARM FENCING

<p>Pre Gal Painted</p> 	<table border="1"> <thead> <tr> <th>Description</th> <th>Unit</th> </tr> </thead> <tbody> <tr> <td>Rail - 100mm x 50mm RHS - 2660mm Long</td> <td>Rail</td> </tr> <tr> <td>Rail 115mm x 42mm Oval - 2660mm Long</td> <td>Rail</td> </tr> <tr> <td>Rail 115mm x 42mm Oval - 3000mm Long</td> <td>Rail</td> </tr> <tr> <td>End Post 100mm x 100mm - 2000mm Long <i>(Slotted to suit either RHS or Oval Rails)</i></td> <td>Post</td> </tr> <tr> <td>Through Post 100mm x 100mm - 2000mm Long <i>(Slotted to suit either RHS or Oval Rails)</i></td> <td>Post</td> </tr> <tr> <td>Corner Post 100mm x 100mm - 2000mm Long <i>(Slotted to suit either RHS or Oval Rails)</i></td> <td>Post</td> </tr> </tbody> </table>	Description	Unit	Rail - 100mm x 50mm RHS - 2660mm Long	Rail	Rail 115mm x 42mm Oval - 2660mm Long	Rail	Rail 115mm x 42mm Oval - 3000mm Long	Rail	End Post 100mm x 100mm - 2000mm Long <i>(Slotted to suit either RHS or Oval Rails)</i>	Post	Through Post 100mm x 100mm - 2000mm Long <i>(Slotted to suit either RHS or Oval Rails)</i>	Post	Corner Post 100mm x 100mm - 2000mm Long <i>(Slotted to suit either RHS or Oval Rails)</i>	Post
Description	Unit														
Rail - 100mm x 50mm RHS - 2660mm Long	Rail														
Rail 115mm x 42mm Oval - 2660mm Long	Rail														
Rail 115mm x 42mm Oval - 3000mm Long	Rail														
End Post 100mm x 100mm - 2000mm Long <i>(Slotted to suit either RHS or Oval Rails)</i>	Post														
Through Post 100mm x 100mm - 2000mm Long <i>(Slotted to suit either RHS or Oval Rails)</i>	Post														
Corner Post 100mm x 100mm - 2000mm Long <i>(Slotted to suit either RHS or Oval Rails)</i>	Post														
<p>Pre Gal Finish</p> 	<table border="1"> <thead> <tr> <th>Description</th> <th>Unit</th> </tr> </thead> <tbody> <tr> <td>Rail - 100mm x 50mm RHS - 2660mm Long</td> <td>Rail</td> </tr> <tr> <td>Rail 115mm x 42mm Oval - 2660mm Long</td> <td>Rail</td> </tr> <tr> <td>Rail 115mm x 42mm Oval - 3000mm Long</td> <td>Rail</td> </tr> <tr> <td>End Post 100mm x 100mm - 2000mm Long <i>(Slotted to suit either RHS or Oval Rails)</i></td> <td>Post</td> </tr> <tr> <td>Through Post 100mm x 100mm - 2000mm Long <i>(Slotted to suit either RHS or Oval Rails)</i></td> <td>Post</td> </tr> <tr> <td>Corner Post 100mm x 100mm - 2000mm Long <i>(Slotted to suit either RHS or Oval Rails)</i></td> <td>Post</td> </tr> </tbody> </table>	Description	Unit	Rail - 100mm x 50mm RHS - 2660mm Long	Rail	Rail 115mm x 42mm Oval - 2660mm Long	Rail	Rail 115mm x 42mm Oval - 3000mm Long	Rail	End Post 100mm x 100mm - 2000mm Long <i>(Slotted to suit either RHS or Oval Rails)</i>	Post	Through Post 100mm x 100mm - 2000mm Long <i>(Slotted to suit either RHS or Oval Rails)</i>	Post	Corner Post 100mm x 100mm - 2000mm Long <i>(Slotted to suit either RHS or Oval Rails)</i>	Post
Description	Unit														
Rail - 100mm x 50mm RHS - 2660mm Long	Rail														
Rail 115mm x 42mm Oval - 2660mm Long	Rail														
Rail 115mm x 42mm Oval - 3000mm Long	Rail														
End Post 100mm x 100mm - 2000mm Long <i>(Slotted to suit either RHS or Oval Rails)</i>	Post														
Through Post 100mm x 100mm - 2000mm Long <i>(Slotted to suit either RHS or Oval Rails)</i>	Post														
Corner Post 100mm x 100mm - 2000mm Long <i>(Slotted to suit either RHS or Oval Rails)</i>	Post														
<p>DuraBOND Painted</p> 	<table border="1"> <thead> <tr> <th>Description</th> <th>Unit</th> </tr> </thead> <tbody> <tr> <td>Rail - 100mm x 50mm RHS - 2660mm Long</td> <td>Rail</td> </tr> <tr> <td>Rail 115mm x 42mm Oval - 2660mm Long</td> <td>Rail</td> </tr> <tr> <td>Rail 115mm x 42mm Oval - 3000mm Long</td> <td>Rail</td> </tr> <tr> <td>End Post 100mm x 100mm - 2000mm Long <i>(Slotted to suit either RHS or Oval Rails)</i></td> <td>Post</td> </tr> <tr> <td>Through Post 100mm x 100mm - 2000mm Long <i>(Slotted to suit either RHS or Oval Rails)</i></td> <td>Post</td> </tr> <tr> <td>Corner Post 100mm x 100mm - 2000mm Long <i>(Slotted to suit either RHS or Oval Rails)</i></td> <td>Post</td> </tr> </tbody> </table>	Description	Unit	Rail - 100mm x 50mm RHS - 2660mm Long	Rail	Rail 115mm x 42mm Oval - 2660mm Long	Rail	Rail 115mm x 42mm Oval - 3000mm Long	Rail	End Post 100mm x 100mm - 2000mm Long <i>(Slotted to suit either RHS or Oval Rails)</i>	Post	Through Post 100mm x 100mm - 2000mm Long <i>(Slotted to suit either RHS or Oval Rails)</i>	Post	Corner Post 100mm x 100mm - 2000mm Long <i>(Slotted to suit either RHS or Oval Rails)</i>	Post
Description	Unit														
Rail - 100mm x 50mm RHS - 2660mm Long	Rail														
Rail 115mm x 42mm Oval - 2660mm Long	Rail														
Rail 115mm x 42mm Oval - 3000mm Long	Rail														
End Post 100mm x 100mm - 2000mm Long <i>(Slotted to suit either RHS or Oval Rails)</i>	Post														
Through Post 100mm x 100mm - 2000mm Long <i>(Slotted to suit either RHS or Oval Rails)</i>	Post														
Corner Post 100mm x 100mm - 2000mm Long <i>(Slotted to suit either RHS or Oval Rails)</i>	Post														
<p>Aluminium TimberSLAT</p> 	<table border="1"> <thead> <tr> <th>Description</th> <th>Unit</th> </tr> </thead> <tbody> <tr> <td>Rail - Twin 50mm Square - 2750mm Long</td> <td>Rail</td> </tr> <tr> <td>End Post 100mm x 100mm - 2000mm Long <i>(Slotted to suit Twin 50mm Square Rails)</i></td> <td>Post</td> </tr> <tr> <td>Through Post 100mm x 100mm - 2000mm Long <i>(Slotted to suit Twin 50mm Square Rails)</i></td> <td>Post</td> </tr> <tr> <td>Corner Post 100mm x 100mm - 2000mm Long <i>(Slotted to suit Twin 50mm Square Rails)</i></td> <td>Post</td> </tr> </tbody> </table>	Description	Unit	Rail - Twin 50mm Square - 2750mm Long	Rail	End Post 100mm x 100mm - 2000mm Long <i>(Slotted to suit Twin 50mm Square Rails)</i>	Post	Through Post 100mm x 100mm - 2000mm Long <i>(Slotted to suit Twin 50mm Square Rails)</i>	Post	Corner Post 100mm x 100mm - 2000mm Long <i>(Slotted to suit Twin 50mm Square Rails)</i>	Post				
Description	Unit														
Rail - Twin 50mm Square - 2750mm Long	Rail														
End Post 100mm x 100mm - 2000mm Long <i>(Slotted to suit Twin 50mm Square Rails)</i>	Post														
Through Post 100mm x 100mm - 2000mm Long <i>(Slotted to suit Twin 50mm Square Rails)</i>	Post														
Corner Post 100mm x 100mm - 2000mm Long <i>(Slotted to suit Twin 50mm Square Rails)</i>	Post														

LOUVRES

Aluminium Painted 50mm x 10mm



Unit

Panel

Square Mtr

Standard panel is manufactured from 50mm x 10mm pickets punched into 50mm x 10mm stiles.

Single Gate

Square Mtr

Standard single gate is manufactured from 50mm x 10mm pickets punched into 50mm x 10mm stiles and welded into a 50mm square frame with mitred top corners. Refer to Additional Charges for frame & mitre costs and other upgrade options.

Double Gate

Square Mtr

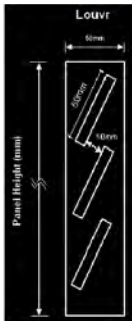
Standard double gate is manufactured from 50mm x 10mm pickets punched into 50mm x 10mm stiles and welded into a 50mm square frame with mitred top corners. Refer to Additional Charges for frame & mitre costs and other upgrade options.

Sliding Gate

Square Mtr

Standard sliding gate is manufactured from 50mm x 10mm pickets punched into 50mm x 10mm stiles and welded into a 50mm square frame with mitred top corners and a 100mm x 50mm bottom rail. Refer to Additional Charges for frame, mitre & bottom rail costs and other upgrade options.

Pre Gal Painted 50mm x 10mm



Unit

Panel

Square Mtr

Standard panel is manufactured from 50mm x 10mm pickets punched into 50mm x 10mm stiles.

Single Gate

Square Mtr

Standard single gate is manufactured from 50mm x 10mm pickets punched into 50mm x 10mm stiles and welded into a 50mm square frame with mitred top corners. Refer to Additional Charges for frame & mitre costs and other upgrade options.

Double Gate

Square Mtr

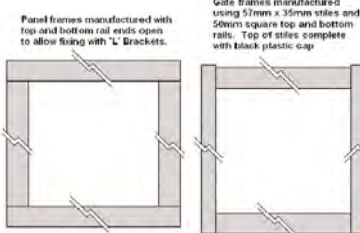
Standard double gate is manufactured from 50mm x 10mm pickets punched into 50mm x 10mm stiles and welded into a 50mm square frame with mitred top corners. Refer to Additional Charges for frame & mitre costs and other upgrade options.

Sliding Gate

Square Mtr

Standard sliding gate is manufactured from 50mm x 10mm pickets punched into 50mm x 10mm stiles and welded into a 50mm square frame with mitred top corners and a 100mm x 50mm bottom rail. Refer to Additional Charges for frame, mitre & bottom rail costs and other upgrade options.

DuraBOND Painted 50mm x 10mm



Unit

Panel

Square Mtr

Standard panel is manufactured from 50mm x 10mm pickets punched into 50mm x 10mm stiles.

Single Gate

Square Mtr

Standard single gate is manufactured from 50mm x 10mm pickets punched into 50mm x 10mm stiles and welded into a 50mm square frame with mitred top corners. Refer to Additional Charges for frame & mitre costs and other upgrade options.

Double Gate

Square Mtr

Standard double gate is manufactured from 50mm x 10mm pickets punched into 50mm x 10mm stiles and welded into a 50mm square frame with mitred top corners. Refer to Additional Charges for frame & mitre costs and other upgrade options.

Sliding Gate

Square Mtr

Standard sliding gate is manufactured from 50mm x 10mm pickets punched into 50mm x 10mm stiles and welded into a 50mm square frame with mitred top corners and a 100mm x 50mm bottom rail. Refer to Additional Charges for frame, mitre & bottom rail costs and other upgrade options.

POOL LATCHES & SYSTEMS

DOUBLE LOCK MAGNETIC GATE



PL50CL
Left Hand
PL50CLRH
Right Hand

NATA TESTED
By an accredited
testing laboratory to
Australian Standard

MAGNA•LATCH ALERT/ ALARM GATE LATCH



Top Pull
ML3TPLA
ML3ATPLA*

Vertical Pull
ML3VPLA
ML3AVPLA*

Side Pull
MLSPS2
MLSPS2L

*Alert/Alarm shown

LOKK•LATCH




LLB
LLAA

LLABRND
LLAAB

LLDABS2-L
LLDABS2LA*

*Keyed alike
LL3GH

LOKK•LATCH - MAGNETIC



LLMLDBT
LLMLDCT
LLMLDST

KEYED ALIKE AVAILABLE
- Order LLMLABT etc

KWIK•FIT HINGES



KFP - plain
KFS - self close

KF3ABL*

KF3BL*

KF3L2BL*

*Aluminium

TRU•CLOSE HINGES



TCA1S3BT
TCA1L2S3BT

**HEAVY DUTY
RANGE**

TCHD1S3BT
TCHD1L2S3BT
TCHD1AS3BT
TCHD1AL2S3BT

MAGNA•LATCH & HINGE KITS



MLKFSK
MTSTDKS3LA
MTSTDKS3LLA

PLASTIC CAPS



NOTE: FITS NOMINAL BORE

PCR25NB
PCR32NB
PCR40NB
PCR50NB

NOTE: OUTSIDE TUBE DIMENSIONS

PCR16
PCR19
PCR25

PCRD16
PCRD19
PCRD25

PLASTIC CAPS



HARDSCP3557P
PCF3825
PCF5025
PCF5025
RPC6516SLIT
PCF6535
PCF7525
PCF7550
PCF7638
PCF10050
PCF12575
PCF15050
PCF150100

PCD50
PCD60
PCD65

PLASTIC CAPS





SQUARE
Internal

PCF20
PCF25
PCF30
PCF35
PCF40
PCF50
PCF65
PCF75
PCF90
PCF100
PCF125
PCF150

CHAINWIRE FENCING

50mm DIAMOND

STANDARD GALVANISED

 	Description	UOM	Weight Kg/unit
<small>KNUCKLE SELVEDGE</small> <small>BARB SELVEDGE</small>	50 x 2.5mm KK 900mm x 10Mtr roll	Each	14.2
	50 x 2.5mm KK 1200mm x 10Mtr roll	Each	18.9
 	50 x 2.5mm KK 1500mm x 10Mtr roll	Each	23.7
	50 x 2.5mm KK 1800mm x 10Mtr roll	Each	28.4
	50 x 2.5mm KK 2400mm x 10Mtr roll	Each	37.9
	50 x 2.5mm KB 1800mm x 10Mtr roll	Each	28.4

	50 x 2.5mm KB 1800mm x 10Mtr roll	Each	28.4
	50 x 2.5mm KB 2100mm x 10Mtr roll	Each	33.1
	50 x 2.5mm KB 2400mm x 10Mtr roll	Each	37.9
	50 x 3.15mm KB 1800mm x 10Mtr roll	Each	44.4
	50 x 3.15mm KB 2100mm x 10Mtr roll	Each	51.7
	50 x 3.15mm KB 2400mm x 10Mtr roll	Each	59.1

	50 x 2.5mm KK 900mm x 10Mtr roll	Each	14.2
	50 x 2.5mm KK 1200mm x 10Mtr roll	Each	18.9
	50 x 2.5mm KK 1500mm x 10Mtr roll	Each	23.7
	50 x 2.5mm KK 1800mm x 10Mtr roll	Each	28.4
	50 x 2.5mm KK 3000mm x 10Mtr roll	Each	47.3
	50 x 3.15mm KK 900mm x 10Mtr roll	Each	22.2
	50 x 3.15mm KK 1200mm x 10Mtr roll	Each	29.8
	50 x 3.15mm KK 1500mm x 10Mtr roll	Each	37.0
	50 x 3.15mm KK 1800mm x 10Mtr roll	Each	44.4
	50 x 3.15mm KK 3000mm x 10Mtr roll	Each	73.9

Chainwire roll lengths vary between states. Other diamond sizes are available on request. Minimum order quantities apply.


CHAINWIRE FENCING

50mm DIAMOND

BLACK PVC

	Description	UOM	Weight Kg/unit
	50 x 2.5mm KK 900mm x 15Mtr roll	Each	16.1
	50 x 2.5mm KK 1200mm x 15Mtr roll	Each	21.5
	50 x 2.5mm KK 1500mm x 15Mtr roll	Each	26.8
	50 x 2.5mm KK 1800mm x 15Mtr roll	Each	32.2
	50 x 2.5mm KK 3000mm x 10Mtr roll	Each	53.7
	50 x 3.15mm KK 900mm x 10Mtr roll	Each	25.6
	50 x 3.15mm KK 1200mm x 10Mtr roll	Each	33.4
	50 x 3.15mm KK 1500mm x 10Mtr roll	Each	42.4
	50 x 3.15mm KK 1800mm x 10Mtr roll	Each	50.2
	50 x 3.15mm KK 3000mm x 10Mtr roll	Each	82.5
	50 x 2.5mm KB 1800mm x 10Mtr roll	Each	32.2
	50 x 2.5mm KB 2100mm x 10Mtr roll	Each	37.6
	50 x 2.5mm KB 2400mm x 10Mtr roll	Each	42.9
	50 x 3.15mm KB 1800mm x 10Mtr roll	Each	50.2
	50 x 3.15mm KB 2100mm x 10Mtr roll	Each	58.0
	50 x 3.15mm KB 2400mm x 10Mtr roll	Each	66.9

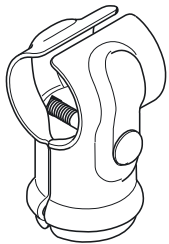
GREEN PVC

	Description	UOM	Weight Kg/unit
	50 x 2.5mm KK 900mm x 15Mtr roll	Each	16.1
	50 x 2.5mm KK 1200mm x 15Mtr roll	Each	21.5
	50 x 2.5mm KK 1500mm x 15Mtr roll	Each	26.8
	50 x 2.5mm KK 1800mm x 15Mtr roll	Each	32.2
	50 x 3.15mm KK 900mm x 10Mtr roll	Each	25.6
	50 x 3.15mm KK 1200mm x 10Mtr roll	Each	33.4
	50 x 3.15mm KK 1500mm x 10Mtr roll	Each	42.4
	50 x 3.15mm KK 1800mm x 10Mtr roll	Each	50.2
	50 x 3.15mm KK 3000mm x 10Mtr roll	Each	82.5
	50 x 2.5mm KB 1800mm x 15Mtr roll	Each	32.2
	50 x 2.5mm KB 2100mm x 15Mtr roll	Each	37.6
	50 x 2.5mm KB 2400mm x 15Mtr roll	Each	42.9
	50 x 3.15mm KB 1800mm x 10Mtr roll	Each	50.2
	50 x 3.15mm KB 2100mm x 10Mtr roll	Each	58.0
	50 x 3.15mm KB 2400mm x 10Mtr roll	Each	66.9

Chainwire roll lengths vary between states. Other diamond sizes are available on request.
Minimum order quantities apply.

ACCESSORIES

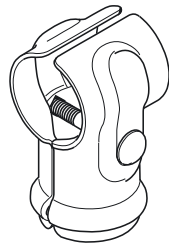
TEES



T1515 T4040
T2015 T4050
T2020 T5025
T2025 T5032
T2520 T5040
T2525 T5050
T2532 T6550
T2540 T8025
T3225 T8032
T3232 T8040
T3240 T8050
T3250 T10032
T4025
T4032

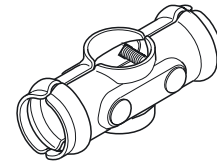
GALVANISED TEES IN PCB AVAILABLE BY REQUEST - E.G. T1515PCB etc.

PCB TEES



T3240ZPCB
T3250ZPCB
T4032ZPCB
T5032ZPCB

CROSSES



X1515
X2020
X2025
X2525
X2532
X2540
X2550
X3232
X3240
X3250
X4040
X4050
X5050
X5065

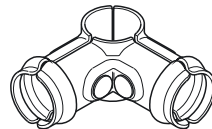
GALVANISED CROSSES IN PCB AVAILABLE BY REQUEST - E.G. X1515PCB etc.

PCB ADJUSTABLE CORNER



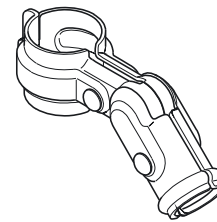
AC3240ZPCB
AC3250ZPCB

FIXED CORNERS



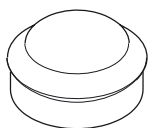
C2020
C2025

ADJUSTABLE ANGLE TEES

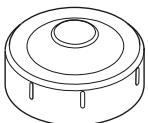


AAT5025
AAT5032
AAT5040
AAT8025
AAT8032
AAT8040
AAT10025
AAT10032
AAT10040

POST CAPS

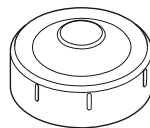


K32D
K40D
K50D



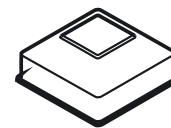
K20
K25
K32
K40
K50
K65
K80
K90
K100

POST CAPS



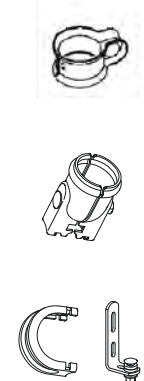
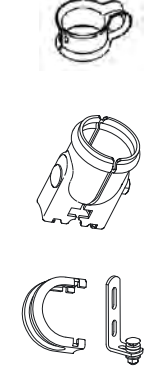
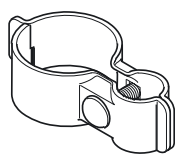
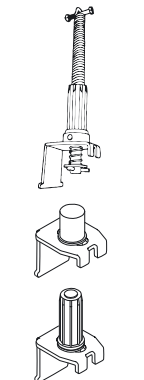
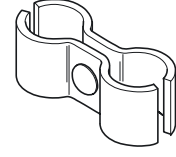
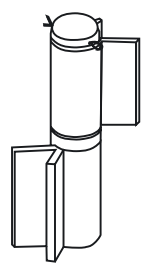


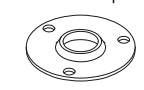



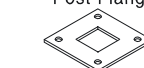



PC20
PC25
PC32
PC40
PC50
PC65
PC80
PC90
PC100
PC125
PC150
PC220

POST CAPS



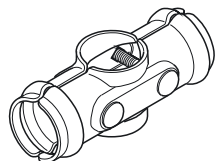
SPC25
SPC35
SPC40
SPC50
SPC65
SPC75
SPC90
SPC90F
SPC100
SPC100F
SPC125
SPC125F
SPC150

ACCESSORIES

<p>VERSATILE FENCE FITTING SYSTEM</p> 	<p>FT25 FT32 FT40 FT50 FT65 FT80 FT100 FT150</p> <p>FB25 FB32 FB40 FB50</p> <p>FMP FMPCL</p> <p>FWB</p>	<p>VERSATILE FENCE FITTING SYSTEM</p> 	<p>FT25PCB FT32PCB FT40PCB FT50PCB FT65PCB FT80PCB FT100PCB FT150PCB</p> <p>FB25PCB FB32PCB FB40PCB FB50PCB</p> <p>FMP FMPCL FWB</p>	<p>GATE HINGES</p> 	<p>GH2020 GH2520 GH2525 GH3220 GH3225 GH4020 GH4025 GH5020 GH5025 GH8032</p> <p><small>GALVANISED HINGES IN PCB AVAILABLE BY REQUEST - E.G. GH2020PCB etc.</small></p>
<p>ADJUSTABLE & FIXED HINGE ATTACHMENTS</p> 	<p>For use with Two Part Hinges</p> <p>Self Close HP25SC Fixed HAP20 HAP25</p> <p>Adjustable HAPA20 HAPA25</p> <p>Long Pin HALPA25 HALPA32</p>	<p>DOUBLE HINGES</p>  <p>DH2020 DH2525 DH3220</p> <p>TEMPORARY FENCE FITTINGS</p> <p>DH2525 CYC4040</p>		<p>WELD ON SOCKET & PIN HINGES</p> 	<p>WSWP12BZ WSWP16BZ* WSWP20BZ WSWP27BZ <small>*Available in Galv</small></p>
<p>PIPE FLANGES</p> <p>OVAL Round Pipe</p>  <p>ROUND Round Pipe</p>  <p>CIRCULAR Round Pipe</p> 	<p>OPF20 OPF25 OPF32 OPF40 OPF50</p> <p>RPF32 RPF40 RPF50</p> <p>RF25 RF32 RF40 RF50</p>	<p>PIPE FLANGES</p> <p>SQUARE Round Pipe</p>  <p>RECTANGULAR Post Base</p>  <p>SQUARE Post Base</p>  <p>SQUARE Post Flange</p> 	<p>PF32 PF40 PF50</p> <p>RPBS</p> <p>SPB SPB150HD SPB150HDB</p> <p>SPF50</p>	<p>PIPE FLANGES</p> <p>INTERNAL Post Flange</p>  <p>INTERNAL Post Base</p>  <p>Shark Fin</p> 	<p>IPF50 Suits 50 x 50 Square Tube Registered Design</p> <p>IPB50C Centre Support IPB500 Offset Support Suits 50 x 50 Square Posts</p> <p>SF1 150 x 100 SF2 100 x 100</p>

ACCESSORIES

PCB CROSSES



X3240ZPCB
X3250ZPCB

ADJUSTABLE CORNERS



AC2525
AC2532
AC2540
AC2550
AC3232
AC3240
AC3250
AC4040
AC4050
AC5050

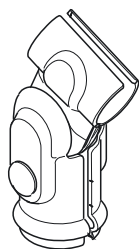
GALVANISED CORNERS IN PCB AVAILABLE BY REQUEST - E.G. AC2525PCB etc.

SPIGOTS FOR CHAIN MESH CAGES



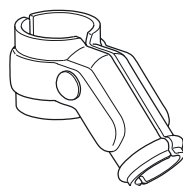
T3240SPIGOT Tee
T4032SPIGOT Tee
X3240SPIGOT Cross

ANGLE RAIL TEES



ART2525
ART2532
ART2540

ANGLE TEES



AT5032
60 degree ANGLE

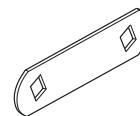
HINGE STRAPS

Strap Attachments



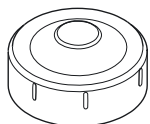
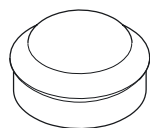
SA1
SA2
SA3HD
SA4HD

Back Plates



BP1
BP2
BP3
BP4

PCB POST CAPS



PC32PCB
PC40PCB
PC50PCB
PC80PCB
PC100PCB
SPC50PCB
SPC65PCB
SPC75PCB
SPC100PCB

MULTI PURPOSE FITTING SYSTEM



MPR32
MPR40
MPR50
MPR65
MPR80
MPC25
MPC32
MPC40
MPAC25
MPAC32
MPAC40

WINNER AUSTRALIAN DESIGN AWARD FOR ENGINEERING EXCELLENCE.

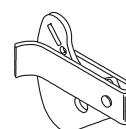
GATE 'D' LATCHES

BOLT ON



FLAT DLBO1L
ROUND DLABPL

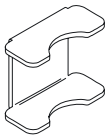
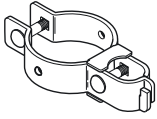
WELD ON



FLAT DLWOFL
ROUND DLWORL

ACCESSORIES

TWO PART HINGES - WITH ATTACHMENTS



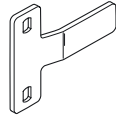
TH4025
TH4032
TH5025
TH5032
TH6525
TH6532
SH8025
SH8032
SH8040
SH10025
SH10032
SH10040

GALVANISED HINGES IN PCB AVAILABLE BY REQUEST - E.G. TH4025PCB etc.

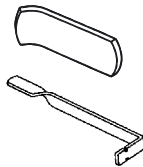
HA25
HA32
HA40

GATE 'D' STRIKERS

BOLT ON



WELD ON



Flat
DLBO1S
Stepped
DLBO1SS

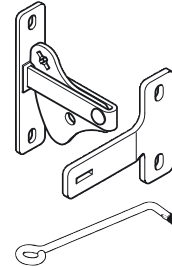
Round
DLABPS

Flat
DLWOFS

Round
DLWORS

DLH
DLHX

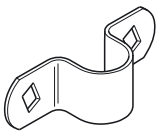
STAINLESS STEEL GATE 'D' LATCH, STRIKERS & HANDLES



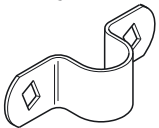
STAINLESS STEEL
SSDLK (KIT)
SSDLHR

HINGE STRAPS

Loose Fit



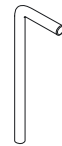
Tight Fit



HSLF20
HSLF25LD
HSLF25HD
HSLF32
HSLF40

HSTF20
HSTF25
HSTF32
HSTF40
HSTF50

DROP BOLTS

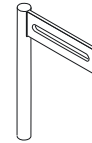


DB75012
DB900
DB1050
DB1200

DB250A
DB350A
DB450A
DB800A

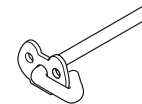
DB45020

SECURITY DROP BOLTS



SDB900
SDB1200
SDB1400

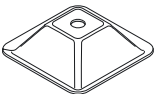
SHOOT BOLTS



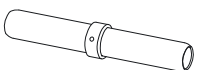
SB1
SB2

PIPE FLANGES

SQUARE Pallet Foot



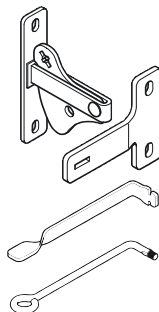
Pipe Joiners Extra Light & Medium Wall



PFSB
Galvabond - 130mm Square
PFSG
Galvanised - 130mm Square

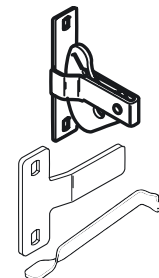
IPS25
IPS25M
IPS32
IPS32M
IPS40
IPS40M
IPS50
IPS50M

GATE 'D' LATCH & HANDLES



DLK (KIT)
CTGP (KIT)*
*includes AHP & Teks
DLHF (FLAT)
DLHR (RND)

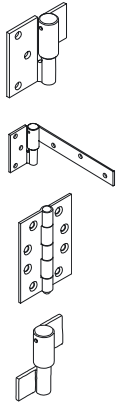
GATE 'D' LATCH PACKS



DLP
CGP*
*includes 2x butt hinges

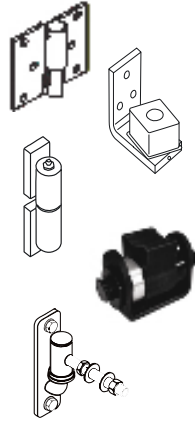
ACCESSORIES

GATE HINGES



WHLH (250kg)
 WHRH (250kg)
 TGHLH
 TGRRH
 BH100LP (150kg)
 BH10075LP
 BH10075FP
 BH10075BLACK
 BH10075CHROME
 BH10075FPSS*
*Stainless Steel
 G4DL
 G4DR

GATE HINGES



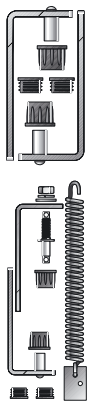
G8LH (200kg)
 G8RH (200kg)
 PRH50S*
 PRH65S*
*Available in Aluminium
 JL33A* (600kg)
 JL33B* (1000kg)
*POWDER COAT BLACK
 JL37A* (300kg)
 GTH100 (100kg)
 GTH100SM(100kg)

GATE HINGES



HEAVY DUTY BALL BEARING
 HDBBH
With Grease Nipple (1000kg)
 HDBBHSM
SMALL - With Grease Nipple (600kg)
 HDBBHABP
GN + Aluminium Back Plate (1000kg)
 HDBBHSMABP
SMALL - GN + Aluminium Back Plate (600kg)

HINGE PACKS



FHP
 AHP
 SHHP
 SHAHP
 ASHP
 SGP
 DGP

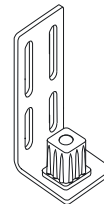
All packs include 25x25, 30x30, 38x25 plastic bushes

LONG PLATE HINGES



Includes plastic bushes:
 25x25, 30x30, 38x25
CODE
 Fixed & Spring
 LBGF
 LBGSH
 Adjustable & Spring
 Adjustable
 LBGSA
 LBGSA

LONG PLATE GUDGEONS - ADJUSTABLE



LBGA40 (250kg)
 LBGA50 (350kg)
 LBGA50SMPLT (250kg)

BOTTOM TRACKS



TJZ
 Track Joiner - Suits Omega Track

OMEGAZ3
 OMEGAZ5_8

FLOORZ3
 FLOORZ5_8

FLOORV3
 FLOORV5_8

ALUMINIUM & CANTILEVER ALSO AVAILABLE

GUIDE ROLLERS



NR3140
 NR4144
 NR4160*
 NR40100
 NR40150
 NR40250
*Available in White
 KJ12A

GUIDE ROLLERS & BRACKETS



LBR1

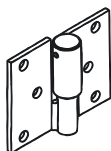
LBR2
 LBR2B

NGRABPCB

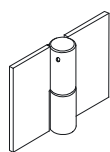
ACCESSORIES

SEALED SECURITY HINGE

BOLT ON



WELD ON



VHSSLHBZ4
VHSSRHBZ4
VHSSLHBZ4PCB
VHSSRHBZ4PCB
VHSSLHBG5
VHSSRHBG5

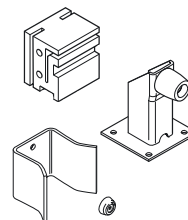
VHSSLHWZ5
VHSSRHWZ5

CATTLE RAIL COMPONENTS



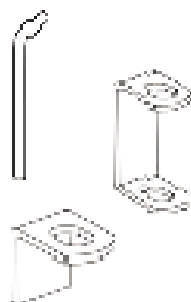
VRH115
Rail Joiner
VRH115C
Galvabond Rail Cap
VRH115CLIP
Rail Clip
VRH115EJ
End Joiner
VCATTLECR
Hanger - Double End
VCATTLECRH
Hanger - Single End
VACEPC01154
Plastic Cap (black only)

ACCESSORIES



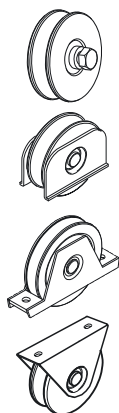
NIGB
FMTS
SGC

PANEL PINS & CLEATS



PP275
PPFC
PPHC

BOTTOM ROLLERS



SB = single bearing
DB = double bearing

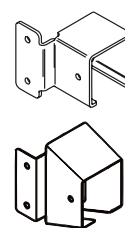
DB-CU80
DB-CU120
DB-CU160

SB-DU80
DB-DU120

SB-BV80
DB-BU90
DB-BU100
DB-BU120

SB-AU80
DB-AU100

SECURITY RAIL BRACKETS



RAIL-POST
SRB4065LH
SRB4065RH

SRB40VALH
SRB40VARH


POWDER COAT BLACK (PCB) FINISH AVAILABLE
*Order as SRB4065 LH PCB etc.

BOLT ON STRAPS



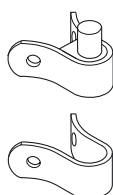
TS25

BOLT ON GUDGEONS



BS25

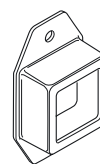
ANGLE POST GUDGEONS & STRAPS



RAPG25
RAPG27

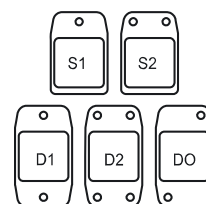
RAPS25
RAPS32

TUBE FITTINGS



TF2525
TF3030
TF3232
TF3825
TF4040*

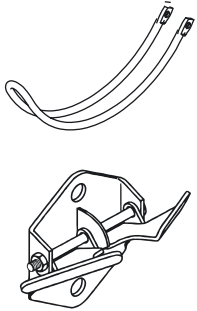
*TF4040 ONLY AVAILABLE IN D0 D1 D2



S1 Single Tab
- Single Hole
S2 Single Tab
- Double Hole
D1 Double Tab
- Single Hole
D2 Double Tab
- Double Hole
D0 Double Tab
- Offset Hole

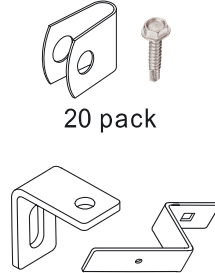
ACCESSORIES

PIPE GATE CATCHES



GB20
GB25
TWC20*
TWC25*
TWC32*
*ZINC PLATED

MESH CLIP PACKS



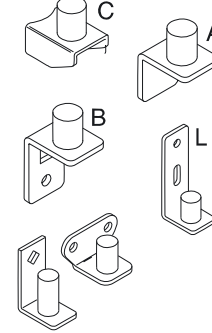
20 pack

FITSTEK20P
FITSTEK20B*
*PCB

ABG

ZB

GUDGEONS



CG20 LBG20
CG25 LBG25
CG27 LBG27
AG20 LBP
AG25 SWG
AG27 CPG25
AG33
BG20
BG25
BG27
BG33

TOWER BOLTS & LUGS



TB1
TB2
TB3
TB600

DBL12*
DBL16*
DBL21**
*SOLD IN PAIRS **ZINC

GEB12
GEB12L

DROP BOLTS - BOLT ON

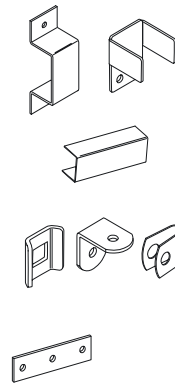


DB250L
DB300L
DB400L
DBBP

DBP30012L
DBP40012L

DBP40012G*
*Galvanised

FENCE RAIL FITTINGS



RS3825
RS3535
RS4040
TEB3825
RJ3825

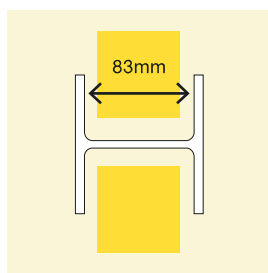
MB
MC*
*Galvanised

AB
FC1
FC2
FC3

POSTS

100MM SERIES TO SUIT 75MM SLEEPERS

H-Section Joiner Post

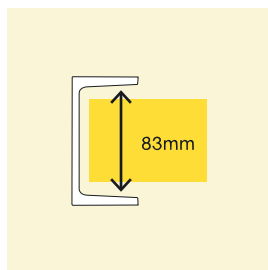


Available standard length range – 100mm Series:

(m)	0.9	1.2	1.5	1.8	2.1	2.4	2.7	3.0	3.3	3.6
H-Section	✓	✓	✓	✓	✓	✓	✓	✓	✓	✓

Steel weight guide: 14.8kg/m

C-Section End Post

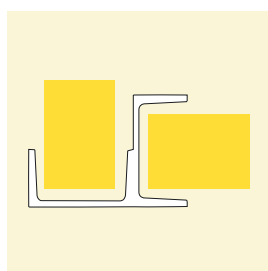


Available standard length range – 100mm Series:

(m)	0.9	1.2	1.5	1.8	2.1	2.4	2.7	3.0	3.3	3.6
C-Section	✓	✓	✓	✓	✓	✓	✓	✓	✓	✓

Steel weight guide: 8.33kg/m

90° Corner Post

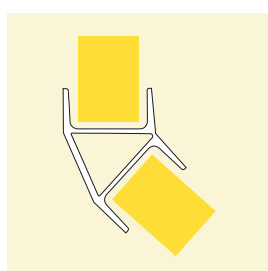


Available standard length range – 100mm Series:

(m)	0.9	1.2	1.5	1.8	2.1	2.4	2.7	3.0
90° Joiner	✓	✓	✓	✓	✓	✓	✓	✓

Steel weight guide: 17kg/m

45° Corner Post



Available standard length range – 100mm Series:

(m)	0.9	1.2	1.5	1.8	2.1	2.4	2.7	3.0
45° Joiner	✓	✓	✓	✓	✓	✓	✓	✓

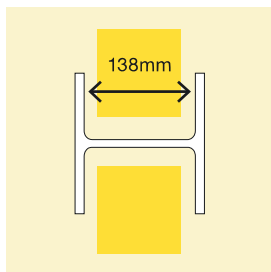
Steel weight guide: 20kg/m



HEAVY DUTY POSTS

150MM SERIES TO SUIT 100MM SLEEPERS

H-Section Joiner Post

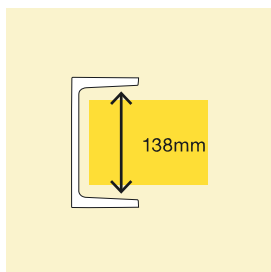


Available standard length range – 150mm Series:

(m)	1.2	1.6	2.0	2.4	2.6	2.8	3.0	3.2	3.4	3.6	3.8	4.0	4.2	4.4	4.6	4.8
H-Section	✓	✓	✓	✓	✓	✓	✓	✓	✓	✓	✓	✓	✓	✓	✓	✓

Steel weight guide: 23.4kg/m

C-Section End Post



Available standard length range – 150mm Series:

(m)	1.2	1.6	2.0	2.4	2.6	2.8	3.0	3.2	3.4	3.6	3.8	4.0	4.2	4.4	4.6	4.8
C-Section	✓	✓	✓	✓	✓	✓	✓	✓	✓	✓	✓	✓	✓	✓	✓	✓

Steel weight guide: 17.7kg/m

Other lengths available on request & conditions apply.

BRACKETS

Timber Fence Bracket



Available in 6mm and 3mm for timber fence posts.

Suits H Post, C Post, 90° Corner Post, and 45° Corner Post.

Code:

RWPFBHDT (6mm)

RWPFBLDT (3mm)*

*Available in QLD only.



Steel Fence Standard Bracket

Available in 6mm for steel fence posts. Suits H Post, C Post, 90° Corner Post, and 45° Corner Post.

Code:

RWPFBS



Steel Fence Offset Bracket

Available in 6mm for steel fence posts.

Suits 90° Corner Post.

Code:

RWPFBS90



SLIDING GATES

BULL1524

9592540

Electromechanical 24 Vdc geared motor with built-in control unit and virtual encoder and receiver up to 2048 tx.

Remote autoset function.

Full metal release system.

Raised foundation plate not included.

Rack not included.

Suitable for sliding gates up to 1500 kg.



BULL170MI

9592569

240 VAC single-phase gear motor with integrated controller and receiver for intensive use.

The new controller with integrated inverter makes it possible to control the position of the motor by measuring the intensity and the offset between the currents (virtual encoder). Adjustable speed from 10 to 24 m/min according to gate weight.

Quick and easy to install as the controller is in the top of the motor.



BULL20M

9592325

Electromechanical 240 Vac geared motor.

Equipped with encoder. Full metal release system.

Raised foundation plate not included.

Rack not included.

Suitable for sliding gates up to 2000 kg.



SLIDING GATES

BISON250TI

9591449

Three phase 240 Vac geared motor equipped with encoder, inverter and IP68 limit switches. The inverter technology allows for more precise adjustment of the gate moving phases, and increased crush prevention security. Full metal mechanics and oil lubrication. The type of oil used ensures maximum efficiency even at low temperatures. Casing protective treatment and paint. Optional built-in FTC.S photocells, available as accessory. Raised foundation plate included. Rack not included. Suitable for sliding gates up to 2500 kg.



BISON350TI

9592181

Three phase 400 Vac geared motor equipped with encoder, inverter and IP68 limit switches. The inverter technology allows for more precise adjustment of the gate moving phases, and increased crush prevention security. Full metal mechanics and oil lubrication. The type of oil used ensures maximum efficiency even at low temperatures. Casing protective treatment and paint. Optional built-in FTC.S photocells, available as accessory. Raised foundation plate not included. Suitable for sliding gates up to 3500 kg.



BISON.P35

9623066

Foundation plate for BISON with coach screws and support base for height adjustment.



SLIDING GATES

BULL424

9591433

24 Vdc geared motor for intensive use, with built-in control unit. Full metal release system. Raised foundation plate included. Rack not included. Suitable for sliding gates up to 450 kg.



KBULL424

1 BULL424: 24Vdc operator with control unit and built-in receiver.
2 x TO.GO4A: 433 MHz transmitter
4 metres x RACKV6



KBULL624

1 BULL624: 24Vdc operator with control unit and built-in receiver.
2 x TO.GO4A: 433 MHz transmitter
4 metres x RACKV6



BULL624 TURBO

9592632

(SA24 required for low voltage installation)
Fast 24 VDC gear motor with integrated controller for intensive use. The integrated controller makes it possible to calculate the position of the motor starting from the measurement of instantaneous speed (virtual encoder). Maximum performance and speed (25 m/min with 600 kg). The virtual encoder means that slowing can be properly managed and the movement tracked (STC system).

Safety sensor that stops the motor power supply during release operations. Option to operate twin-leaf sliding gates using the SIS accessory



SLIDING GATES

KBULL624TURBO

(SA24 required for low voltage installation)

1 x BULL624 Turbo: 24 VDC gear motor with integrated controller.

2 x TO.GO4A: 433 MHz transmitter

4 metres x RACKV6



BULL1224 TURBO


9592656

(SA24 required for low voltage installation)

Fast 24 VDC geared motor for intensive use with oil lubricated reductions, control unit equipped with switching power supply (240V AC power supply) that permits reduced power use and long lifespan of the actuator.

Foundation plate with anchor bolts included.

Suitable for sliding gates up to 1200 kg.



BULL80M

9591523

Electromechanical 240 Vac geared motor with built-in control unit and encoder.

Oil lubrication.

Full metal release system.

Raised foundation plate included.

Rack not included.

Suitable for sliding gates up to 800 kg.



KBULL80M

1 x BULL80M: 240Vac operator with oil lubrication, control unit and built-in receiver

2 x TO.GO4A: 433 MHz transmitter

6 metres x RACKV6



SLIDING GATES

BISON450TI

9592183

Three phase 400 Vac geared motor equipped with encoder, inverter and IP68 limit switches.

The inverter technology allows for more precise adjustment of the gate moving phases, and increased crush prevention security. Full metal mechanics and oil lubrication. The type of oil used ensures maximum efficiency even at low temperatures.

Casing protective treatment and paint.

Optional built-in FTC.S photocells, available as accessory.

Raised foundation plate not included.

Rack not included.

Suitable for sliding gates up to 4500 kg.





BISON.P45

9623067

Foundation plate for BISON45 OTI L with coach screws and support base for height adjustment.



ACCESSORIES

<p>TO.GO2A 9863178</p> <p>433.92 MHz 2 channels ARC transmitter.</p>		<p>TO.GO4A 9863179</p> <p>433.92 MHz 4 channels ARC transmitter.</p>	
<p>TO.GO2VA 9863173</p> <p>433.92 MHz 2 channels ARC and rolling-code transmitter.</p>		<p>TO.GO4VA 9863174</p> <p>433.92 MHz 4 channels ARC and rolling-code transmitter.</p>	
<p>TO.GO2AK 9863176</p> <p>433.92 MHz 2 channels ARC and fix code transmitter.</p>		<p>TO.GO4AK 9863177</p> <p>433.92 MHz 4 channels ARC and fix code transmitter.</p>	
<p>IRI.TX4VA 9863198</p> <p>433,92 MHz 4-channel transmitter with double encoding: ARC and Rolling Code. Possibility to set up the 4 buttons with ARC encoding. Memorisation of up to 9 channels with ARC encoding. Characterised by a refined and elegant design, realised with high-quality materials, equipped with a metal case-back, which make it the reference product of the range of exclusive accessories IRIDE.</p>		<p>IRI.TX4AK 9863208</p> <p>433,92 MHz 4-channel transmitter with double encoding: ARC and Fixed Code. Possibility to set up the 4 buttons with ARC encoding. Characterised by a refined and elegant design, realised with high-quality materials, equipped with a metal case-back, which make it the reference product of the range of exclusive accessories IRIDE.</p>	
<p>SMART 9830075</p> <p>Design wall mounting cover for TO.GO transmitter series. SMART can be fixed to the wall and it is compatible with all the new transmitters of the series TO.GO (TO.GO2/4A, TO.GO2/4AS, TO.GO4A-SE, TO.GO2/4VA, TO.GO2/4AK).</p>		<p>BE.CODE 9670002</p> <p>Wireless battery operated keypad with triple coding: Advanced Rolling Code, Rolling Code and Fixed Code. Numerical membrane keypad to guarantee maximum activation sensitivity. It can memorise 254 PINs, manage Administrator & User PINs and provide the option of memorising User PINs at a later time without working on the receiver</p>	

ACCESSORIES

<p>TO.CLIP 9830081</p> <p>Car accessory compatible with all the new transmitters of the series TO.GO. It allows placing the radio control unit on the sun visor or on the vents of your car.</p>		<p>PUPILLA 9409001</p> <p>Pair of Photocells adjustable to 180°. Possibility to synchronise up to 4 pairs, 24VAC/DC power supply. Easy adjustment through LED that signals optimal alignment.</p>	
<p>IRI.KPAD 9760033</p> <p>Battery operated wireless vandal-proof digital keypad with alert buzzer and backlit buttons (3.6V ½ AA). Triple coding: Advanced Rolling Code, Rolling Cod and Fixed Code. It can memorise up to 254 PINs. Green (OK) and Red (KO) LED indicator lights.</p>		<p>SA.24 9027030</p> <p>24v Transformer</p>	
<p>ONE.2WI 9673102</p> <p>433.92 MHz 2 channels universal plug-in receiver. Suitable for ARC, Rolling Code and fix code. The first memorized transmitter will set up the kind of accepted code.</p>		<p>ONE.2WB 9673103</p> <p>433.92 MHz 2 channels universal receiver, in box. Suitable for ARC, rolling code and fix code. The first memorized transmitter will set up the kind of accepted code.</p>	
<p>ADVANTOUCH 9655050</p> <p>New controller, fully reworked in functions. Display touch screen of 4.3". Simple and intuitive to use, with the option of managing and creating lists of transmitters directly on the device, without using the PC, thanks to the internal memory. Maximum simplicity in transmitter insertion, deletion or disabling and in database creation. It configures parameters and manages logic of control units. Used to update control unit software or the controller itself, directly, simply and quickly. Maximum security ensured by a password that locks the receiver. Simplified management of transmitters and receivers with multiple channels, with quick association between buttons and channels. Compatible with 433.92 MHz transmitters and receivers with ARC, rolling code and programmable code encoding. Support for USB devices.</p>		<p>ONE.4WB 9673177</p> <p>433.92 MHz 4 channels universal receiver, in box. Suitable for ARC, rolling code and fix code. The first memorized transmitter will set up the kind of accepted code.</p>	

ACCESSORIES


<p>LAMPI.LED 9534098</p> <p>240 Vac LED flashing light with built-in aerial.</p>		<p>LAMPI.LED24 9534099</p> <p>24 Vdc LED flashing light with built-in aerial.</p>	
<p>IRI.LAMP 9534011</p> <p>Universal LED flashing light with full switching power supplier for tensions between 20 and 250 Vac/dc. It can work with flashing light or fix light (chosen through a jumper). White cover.</p>		<p>IRI.LAMP-Y 9534012</p> <p>Universal LED flashing light with full switching power supplier for tensions between 20 and 250 Vac/dc. It can work with flashing light or fix light (chosen through a jumper). Orange cover.</p>	
<p>AWO 9076062</p> <p>The 433.92 MHz frequency antenna extends the radio coverage of your system so that it works perfectly in settings where you want to ensure maximum range for the radio controls. The elegant IP54-rated external box fits perfectly with any residential setting and can be installed in any automated system.</p>		<p>DU.V90 9765030</p> <p>12 Vac/dc horizontal electric lock, supplied with counter plate. Permits internal/external release.</p>	
<p>DU.9990 9623010</p> <p>Covering plate for DU.V90.</p>		<p>DU.V96 9765035</p> <p>12 Vac/dc vertical electric lock, supplied with counter plate. Permits internal/external release.</p>	

ACCESSORIES

<p>E.LOCK 9765001</p> <p>240 Vac vertical electric lock, supplied with counter plate.</p>	
<p>E.LOCKSE 9765002</p> <p>Extended cylinder for E.LOCK electric lock. It allows unlocking gates up to 55mm-thick from the outside.</p>	
<p>CABLE.24E 9171002</p> <p>Cable reel with 5 conductors (2 for motor, 3 for encoder) for connecting the encoder device in the 24 Vdc versions. L= 100 m.</p>	
<p>RI.M4P 9272020</p> <p>M4 Nylon rack with steel core, 28x40x1000 mm. Slotted, supplied with self-drilling screws. Packaging: 10 pcs</p>	

SELF-MATING

APPLICATIONS: FACADES, SOFFITS, DECKING, POSTS



DECKING

APPLICATIONS: DECKS, PERGOLAS, GAZEBOS



GENERAL GUIDELINE

Knotwood recommends joist spacing of 450mm centres and the use of joist protector to ensure the longevity of your decking sub-frame.

SLIP RESISTANT COATING OPTION

To ensure maximum safety and reduce the risk of slips, trips and falls, Knotwood has created an exclusive slip resistant formula that can be applied to their decking system.*

Under the Australian standard 4586-2013, our slip resistant finish is rated P4/D1.

*available on our yellow and dark beige base wood grain colours.



CLADDING

APPLICATIONS: CLADDING, SOFFITS, FACADES



BATTENS

APPLICATIONS: FACADES, FENCES, SCREENING, BALUSTRADES, AWNINGS, PERGOLAS



SLATS

APPLICATIONS: FENCES, GATES, SCREENING, BALUSTRADES



Horizontal



Chevron



Santiago



Skyline




Tree Of Life




Vertical

GEOMETRICS

APPLICATIONS: FENCES, GATES, SCREENING, BALUSTRADES.



WOODGRAIN COLOURS



WHITE ASH



IROKO



TASSIE OAK



LIGHT OAK



MAPLE




KNOTTY PINE




CHESTNUT



SPOTTED GUM



HICKORY



BLACKBUTT



ATLANTIC CEDAR



ASPEN



ASH



BEACHWOOD



DRIFTWOOD



ZEBIRANO



BLACK ASH



BLACK WALNUT



WENGE



TEAK BROWN

Please note: These colours are a guide only.



WOODGRAIN COLOURS



KWILA



EASTERN
MAHOGANY



BUSH CHERRY



WESTERN RED
CEDAR



IRON BARK



MERBAU



TIGERWOOD



KOA



REDGUM



AUSTRALIAN
CEDAR



JARRAH



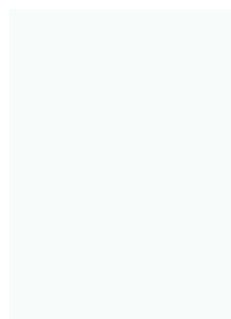
SYDNEY BLUE
GUM



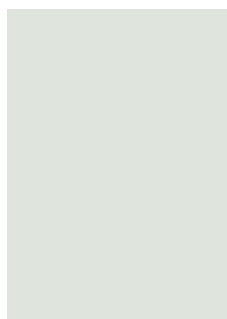
ROSE
MAHOGANY

Please note: These colours are a guide only.


SOLID COLOURS




TEXTURA WHITE



TEXTURA SURFMIST




TEXTURA DUNE




TEXTURE SILVER




TEXTURA JASPER




TEXTURA MONUMENT



TEXTURA PRIMROSE



TEXTURA PAPERBARK




TEXTURA WOODLAND GREY



TEXTURA IRONSTONE



TEXTURA DEEP OCEAN




TEXTURA BLACK

All Interpon colours are available on request (subject to minimum order quantities)
Please note: These colours are a guide only


SQUARE RIBMESH

Full Size Sheets

	Product Code	Long Wire (mm)	Cross Wire (mm)	Approx Mass /Sht (kg)	Pack Size
	SL81	7.60 @ 100	7.60 @ 100	105	20
	SL62	6.00 @ 200	6.00 @ 200	33	50
	SL72	6.75 @ 200	6.75 @ 200	40	40
	SL82	7.60 @ 200	7.60 @ 200	52	30
	SL92	8.55 @ 200	8.55 @ 200	65	20
	SL102	9.50 @ 200	9.50 @ 200	80	20

Reinforcing fabric 6.0m x 2.4m sheets with AS/NZS 4671 quality compliance.

RECTANGULAR RIBMESH

	Product Code	Long Wire (mm)	Cross Wire (mm)	Approx Mass /Sht (kg)	Pack Size
	RL718	6.75 @ 100	7.60 @ 200	68	20
	RL818	7.60 @ 100	7.60 @ 200	79	20
	RL918	8.55 @ 100	7.60 @ 200	93	20
	RL1018	9.50 @ 100	7.60 @ 200	109	15
	RL1118	10.65 @ 100	7.60 @ 200	131	15
	RL1218	11.90 @ 100	7.60 @ 200	157	10

Reinforcing fabric 6.0m x 2.4m sheets with AS/NZS 4671 quality compliance.


TRENCH RIBMESH



Product Code	Width (mm)	No of Wires	Approx Mass /Sht (kg)	Pack Size
L8TM3	200	3	7	40
L8TM4	300	4	9	40
L8TM5	400	5	11	
L11TM3	200	3	13	30
L11TM4	300	4	18	30
L11TM5	400	5	22	
L12TM3	200	3	16	30
L12TM4	300	4	22	30
L12TM5	400	5	27	

Reinforcing trench mesh fabric 6.0m in length with AS/NZS 4671 quality.

PLAIN ROUND REINFORCING BAR




Product Code	Stock Lengths (mm)	Metres per Tonne	Length per Tonne Approx
R6S6	6000	3691	619
R10S6	6000	1559	261
R12S6	6000	1083	181
R16S6	6000	609	102
R20S6	6000	390	65
R24S6	6000	271	45

Round bar Grade 250R to AS 1302.




STANDARD REINFORCING BAR

	Product Code	Stock Length (mm)	Metres per Tonne	Length per Tonne Approx
	N12S6	6000	1083	181
	N12S9	9000	1083	121
	N12S12	12000	1083	91
	N16S6	6000	609	102
	N16S9	9000	609	68
	N16S12	12000	609	51
	N20S6	6000	390	65
	N20S9	9000	390	43
	N20S12	12000	390	32
	N24S9	9000	271	30
	N24S12	12000	271	23
	N28S12	12000	199	17
	N32S12	12000	152	13
	N36S12	12000	120	10

Deformed steel reinforcement bar Grade 500N to AS 4671.

SWIMMING POOL REINFORCING BAR

	Product Code	Length (mm)	Metres Per Tonne	Length per Tonne Approx
	S12S6	6000	1083	181
	S12S9	9000	1083	121

Deformed bar Grade D250N to AS 1302. Used in the construction of domestic swimming pools.




LIGATURES

6mm Ligatures


	Product Code	Dimension (mm)	Pack Size
	LIG61020	100 x 200	25
LIG61030	100 x 300	25	
LIG61040	100 x 400	25	
LIG61520	150 x 200	25	
LIG61530	150 x 300	25	
LIG61540	150 x 400	25	
LIG62020	200 x 200	25	
LIG62030	200 x 300	25	
LIG62040	200 x 400	25	
LIG62520	250 x 200	25	
LIG62530	250 x 300	25	
LIG63030	300 x 300	25	
LIG63530	350 x 300	25	
LIG64030	400 x 300	25	
LIG64515	450 x 150	25	
LIG64520	450 x 200	25	

10mm Ligatures

	Product Code	Dimension (mm)
	LIG101212	120 x 120
LIG103015	300 x 150	
LIG103515	350 x 150	
LIG104015A	400 x 150	
LIG104515A	450 x 150	
LIG104515	450 x 150	
LIG103020	300 x 200	
LIG104020A	400 x 200	
LIG103525	350 x 250	
LIG103030	300 x 300	


Standard size ligatures for tying reinforcing bar or trench mesh. Manufactured from plain round bar Grade 250R to AS 1302.

STARTER BAR

	Product Code	Dimension (mm)	Bar Size	Shape
	SB1012H	1100 x 150 x 120	R10	Safety Hook
	SB1012	1000 x 200	R10	L
	SB1014	1400 x 200	R10	L
	SB120820	800 x 200	N12	L
	SB121020	1000 x 200	N12	L
	SB121030	1000 x 300	N12	L
	SB121215	1200 x 150	N12	L
	SB121220	1200 x 200	N12	L
	SB1212	1200 x 250	N12	L
	SB1214	1400 x 200	N12	L
	SB1210	1000 x 150 x 100	N12	Safety Hook
	SB121000	1000	N12	Straight
	SB121200	1200	N12	Straight
	SB121500	1500	N12	Straight
	SB122000	2000	N12	Straight
	SB123000	3000	N12	Straight
	SB161030	1000 x 300	N16	L
	SB1614	400 x 300	N16	L


Standard cut and bent deformed bar Grade 500N to AS 4671.

CORNER BARS

	Product Code	Dimension (mm)	Bar Size	Degree of Bend
	CB1205	500 x 500	N12	90 degree
	CB1206	600 x 600	N12	90 degree
	CB120545	500 x 500	N12	45 degree
	CB120645	600 x 600	N12	45 degree
	CB1606	600 x 600	N16	90 degree
	CB1607	700 x 700	N16	90 degree
	CB1608	800 x 800	N16	90 degree
	CB160745	700 x 700	N16	45 degree


Standard cut and bent deformed bar Grade 500N to AS 4671.

PLASTIC CLIPFAST SPACERS

	Product Code	Height (mm)	Std Pack
	CFB20	20	100
	CFB25	25	100
	CFB30	30	100
	CFB32	32	100
	CFB35	35	100
	CFB40	40	100
	CFB50	50	100
	CFB65	65	100
	CFB75	75	100


Fast Clip On chairs available in a wide range of cover sizes for bars 12-16mm. Ideal for suspended slabs.

PLASTIC CLIPFAST SPACERS

	Product Code	Height (mm)	Std Pack
	CFBP40	40	100
	CFBP50	50	100
	CFBP65	65	100
	CFBP75	75	100


Fast Clip On chairs type BP for bars 20-36mm. Ideal for beams and columns.

PLASTIC CLIPFAST SPACERS

	Product Code	Description	Height (mm)	Std Pack
	CFM20		20	100
	CFM25		25	100
	CFM30		30	100
	CFM32		32	100
	CFM40		40	100
	CFM50		50	100
	CFM65		65	100
	CFM75		75	100
	CFSBASE	Plastic Base		100

Fast Clip On mesh spacer type M supports for tilt up, precast panels and slab on ground using bases.

PLASTIC DECK CHAIRS

	Product Code	Application	Height (mm)	Std Pack
	PDS20	Bottom	20/25	100
	PDS25	Bottom	25/30	100
	PDS30	Bottom	30/40	100
	PDS35	Bottom	35/45	100
	PDS40	Bottom	40/50	100
	PDS50	Bottom	50/65	100
	PDS65	Top	65/75	100
	PDS90	Top	90/100	100
	PDS110	Top	110/120	100
	PDS130	Top	130/140	100
	PDS150	Top	150/160	100
	PDS170	Top	170/180	100
	PDS190	Top	190/200	100
	BCBASE130	Base for top deck spacers		100


Suitable for suspended slabs. Supports top and bottom reinforcement.

PLASTIC FASTWHEEL

	Product Code	Cover (mm)	Bar Size (mm)	Std Pack
	FW2012	20	4-12	100
FW2512	25	4-12	100	
FW2520	25	16-20	100	
FW3012	30	4-12	100	
FW3020	30	12-20	100	
FW4012	40	4-12	100	
FW4020	40	12-20	100	
FW5012	50	4-12	100	
FW5020	50	12-20	100	
FW6012	60	4-12	100	
FW6512	65	8-12	100	
FW7512	75	4-12	100	
FW7520	75	12-20	100	

Plastic circular spacer designed to clip onto fitment and rotate. For columns and piers.

PLASTIC SLAB ON GROUND SPACERS

	Product Code	Height (mm)	Std Pack
	SOG2540	20/40	100
SOG5065	50/65	100	
SOGC5065	50/65 Clip on	100	
SOG7590	75/90	100	
SOG85100	85/100	100	
SOG105110	105/110	100	
SOG115120	115/110	100	
SOG125130	125/130	100	
SOG135140	135/140	100	
SOG145150	145/150	100	

Combination size plastic bar chair in popular sizes.


PLASTIC TIPPED WIRE CHAIRS



Product Code	Height (mm)	Std Pack
BCPT20	20	200
BCPT25	25	100
BCPT30	30	100
BCPT40	40	100
BCPT50	50	100
BCPT65	65	100
BCPT75	75	100
BCPT80	80	100
BCPT90	90	100
BCPT100	100	100
BCPT110	110	50
BCPT120	120	50
BCPT130	130	50
BCPT140	140	50
BCPT150	150	50
BCPT160	160	50
BCPT170	170	50
BCPT180	180	25
BCPT190	190	25
BCPT200	200	25
BCPT210	210	25
BCPT220	220	25
BCPT230	230	25
BCPT240	240	25
BCPT250	250	25
BCPT260	260	25
BCPT270	270	25
BCPT280	280	25
BCPT290	290	25
BCPT300	300	25
BCPT320	320	25
BCPT340	340	25
BCPT360	360	25
BCPT380	380	25

Four legged wire support for top and bottom reinforcement.

PLASTIC TIPPED WIRE CHAIRS

	Product Code	For use with sizes (mm)	Diameter (mm)	Std Pack
	BASE152	20-140	152	100
	BASE224	150-220	224	50

Flat sheet metal base for use with wire bar chairs.


WIRE TRENCH MESH CLIPS

	Product Code	Cover (mm)	Bar Size (mm)	Std Pack
	TMC8150	150	8TM	100
	TMC8200	200	8TM	50
	TMC8250	250	8TM	100
	TMC8300	300	8TM	50
	TMC8350	350	8TM	50
	TMC8400	400	8TM	50
	TMC11200	200	11TM	50
	TMC11250	250	11TM	100
	TMC11300	300	11TM	50
	TMC11350	350	11TM	50
	TMC11400	400	11TM	50
	TMC11450	450	11TM	50
	TMC11500	500	11TM	50
	TMC12200	200	12TM	50
	TMC12250	250	12TM	100
	TMC12300	300	12TM	50
	TMC12350	350	12TM	50
	TMC12400	400	12TM	50
	TMC12450	450	12TM	50
TMC12500	500	12TM	50	

Trench mesh clips provide a fast and efficient way to achieve a rigid cage for foundations.





PLASTIC TRENCH MESH SUPPORTS

	Product Code	Width (mm)	Cover (mm) x Bar Size (mm)	Std Pack
	TMS60	290	60 x 8-12	25

Suitable for Trench mesh and Z cages. Style shown in photo may differ depending on state.

CONCRETE BLOCK SPACERS

	Product Code	Description	Height (mm)	Std Pack
	ASPW25	Wired	25	125
	ASPW30	Wired	30	100
	ASPW35	Wired	35	100
	ASPW40	Wired	40	75
	ASPW45	Wired	45	75
	ASPW50	Wired	50	60
	ASPW55	Wired	55	50
	ASPW60	Wired	60	40
	ASPW65	Wired	65	40
	ASPW70	Wired	70	30
	ASPW75	Wired	75	30
	ASPW80	Wired	80	25
ASPW85	Wired	85	25	
	CBF6550	Flat 65 x 50mm	75	25


High load capacity, dual height concrete block spacer.

BAR GUARDS

	Product Code	Size Bar (mm)	Std Pack
	BARGUARD	12-36	100


Plastic yellow end cap for reinforcing bar. Also fits onto star pickets.

REOSOK®

	Product Code	Size Bar (mm)	Std Pack
	RS1220	12-20	50
	RS2432	24-32	50


Plastic removable safety caps. RS2432 fits over star picket ends.

BONDEK & ACCESSORIES

	Product Code	Description
	BDDOMC	0.60mm Bondek. Cut to length
	BD75C	0.75mm Bondek. Cut to length
	BDEF100C	Edgeform 1mm x 100mm cut
	BDEF125C	Edgeform 1mm x 125mm cut
	BDEF150C	Edgeform 1mm x 150mm cut
	BDINFILL	Plastic Infill Strip 25 x 3000mm
	BDFILL	Polystyrene Infill Strip 1200mm

Structural formwork system to form a suspended composite concrete slab. Cover width 590mm.

CONDECK & ACCESSORIES

	Product Code	Description
	CD75C	0.75mm Condek. Cut to length
	CD100C	1.00mm Condek. Cut to length
	CDEF100C	Edgeform 1 x 100 x 100mm cut
	CDEF125C	Edgeform 1 x 125 x 100mm cut
	CDEF150C	Edgeform 1 x 150 x 100mm cut


Structural formwork system for suspended composite concrete slabs. Cover width 300mm for easy handling.

CRACK-A-JOINT®

	Product Code	Description	Dimension (mm)	Min Qty
	DYCRAK253	Plain	25 x 3000	25
	DYCRAK453	Plain	45 x 3000	25
	DYCRAK253B	Rip a Strip Black	25 x 3000	10
	DYCRAK453B	Rip a Strip Black	45 x 3000	10

Fluted preformed metal crack inducer designed to induce a crack along the strip as the concrete cures.

CRACK INDUCER ON GROUND

	Product Code	Description	Dimension (mm)	Min Qty
	DYGCRAK25	Plastic Strip	3000 x 25mm up to 200mm slab	10

Designed to induce a crack in floor slab from the ground up. To be used in conjunction with Danley Dowel Cradles.

DOWEL BARS BLACK

	Product Code	Length (mm)	Bar Size
	DL16450FC	450	16
	DL16600FC	600	16
	DL20450FC	450	20
	DL20600FC	600	20


Black round bar used to control movement in joints of concrete slabs. Grade 250R friction cut.

DOWEL BARS HOT DIPPED GALVANISED

	Product Code	Length (mm)	Bar Size
	DL16450FCD	450	16
	DL16600FCD	600	16
	DL20450FCD	450	20
	DL20600FCD	600	20


Hot dipped galvanized round bar used to control movement in joints of concrete slabs. Grade 250R friction cut.

DOWEL SERTS

	Product Code	Length (mm)	Bar Size
	DWLSERT16	200	16
	DWLSERT20	300	20


Nail on, two part, black plastic sleeve for dowels.

DOWEL EXPANSION CAPS

	Product Code		Std Pack
	CONCAP12	12	100
	CONCAP16	16	100
	CONCAP20	20	100
	CONCAP24	24	100


A plastic cap with a hinged end. Designed to fit over a round dowel bar allowing for expansion by creating a void at the end of the dowel bar.

DOWEL SLEEVES UNIVERSAL

	Product Code	Description	Dimension (mm)	Colour
	KJUDS16R	Round	16 x 300	Pink
	KJUDS20R	Round	20 x 300	Blue
	KJUDS16S	Square	16 x 300	Green
	KJUDS20S	Square	20 x 300	Yellow
	KJUDSB	MF Boot	50	Black

Full length dowel sleeve suitable for jointing applications. Available for round or square dowels and colour coded. Square dowels include boot.

DOWEL SPEED SLEEVES

	Product Code	Description	Dimension (mm)	Colour
	SSR1623	Round	16 x 240	100
	SSR1630	Round	16 x 310	100
	SSR2023	Round	20 x 240	100
	SSR2030	Round	20 x 300	100
	SSNP16	Nail Plate	16	20
	SSNP20	Nail Plate	20	20


Round dowel sleeve with reusable nailing plate.

SQUARE DOWEL BARS BLACK

	Product Code	Length (mm)	Square Bar Size (mm)
	DQ16300FC	300	16
	DQ16400FC	400	16
	DQ16450FC	450	16
	DQ16500FC	500	16
	DQ16600FC	600	16
	DQ20300FC	300	20
	DQ20400FC	400	20
	DQ20450FC	450	20
	DQ20500FC	500	20
DQ20600FC	600	20	
DQ25300FC	300	25	
DQ25400FC	400	25	
DQ25500FC	500	25	
DQ25600FC	600	25	


Black square dowel bar friction cut, used to control movement in joints of concrete slabs.

DOWEL BARS HOT DIPPED GALVANIZED

	Product Code	Length (mm)	Square Bar Size (mm)
	DQ16400FCD	400	16
	DQ16450FCD	450	16
	DQ16500FCD	500	16
	DQ16600FCD	600	16
	DQ20400FCD	400	20
	DQ20450FCD	450	20
	DQ20500FCD	500	20
	DQ20600FCD	600	20
	DQ25400FCD	400	25
DQ25500FCD	500	25	
DQ25600FCD	600	25	


Hot dipped galvanized square dowel bar friction cut, used to control movement in joints of concrete slabs.

DOWELMASTER®

	Product Code	Description (mm)	Dimension (mm)	Box Qty
	DLMaster16	Square	16	100
	DLMaster20	Square	20	100
	NAILPLT16	Nailing plate	16	100
	NAILPLT20	Nailing plate	20	100


Square plastic sleeve suitable for square steel dowels.

DOWEL COVERS SQUARE METAL

	Product Code	Dowel Size (mm)	Dimension (mm)	Min Qty
	DYDCM16200	16	200	100
	DYDCM16250	16	250	100
	DYDCM16300	16	300	100
	DYDCM20200	20	200	100
	DYDCM20250	20	250	100
	DYDCM20300	20	300	100
	DYDCM25200	25	200	100
	DYDCM25250	25	250	100
	DYDCM25300	25	300	100


Metal square covers for square dowels.

DIAMOND® DOWEL & SLEEVES

	Product Code	Description	Dimension (mm)	Box Qty
	DYDD06B	Black with sleeve	6 x 110	25
DYDD06G	Galvanised with sleeve	6 x 110	25	
DYDD10B	Black with sleeve	10 x 110	15	
DYDD10G	Galvanised with sleeve	10 x 110	15	
DDKB110625	Kit black	6 x 110	25	
DDKG110625	Kit galvanised	6 x 110	25	
DDKB111015	Kit black	10 x 110	15	
DDKG111015	Kit galvanised	10 x 110	15	


High performance steel plate dowel system for joints in concrete slabs. Sleeve acts as nail plate with nails already inserted ready for easy use.

DOWEL PLATE CRADLES

	Product Code	Description Dowel Cradle	Dimension (mm)	Slab Thick (mm)
	DYPC6154B	Black	3000 x 6	150
DYPC6154G	Galvanised	3000 x 6	150	


High performance steel plate dowel cradle system for concrete slab joints. Standard configuration 6mm dowels at 450mm centres.

FLEXIBLE EXPANSION JOINTING

	Product Code	Description	Dimension L X W (mm)	Thick (mm)
	JFP1075	Plain	25000 x 75	10
	JFP10100	Plain	25000 x 100	10
	JFP10125	Plain	25000 x 125	10
	JFP10150	Plain	25000 x 150	10
	JFP10200	Plain	25000 x 200	10
	JFA1075	Adhesive	25000 x 75	10
	JFA10100	Adhesive	25000 x 100	10
	JFA10125	Adhesive	25000 x 125	10
	JFA10150	Adhesive	25000 x 150	10
JFA10200	Adhesive	25000 x 200	10	
JFZ1075	Zipped	25000 x 75	10	
JFZ10100	Zipped	25000 x 100	10	
JFZ10125	Zipped	25000 x 125	10	
JFZ10150	Zipped	25000 x 150	10	
JFZ10200	Zipped	25000 x 200	10	








A flexible foam suitable for joints in concrete slabs.

STIFF EXPANSION JOINTING

	Product Code	Description	Dimension L X W (mm)	Thick (mm)
	JF1075	Stiff Joint	2440 x 75	10
	JF10100	Stiff Joint	2440 x 100	10



A bitumen impregnated stiff fibrous material used in joints in concrete slabs.

KEY JOINTS AND ACCESSORIES - CONNOLLY


	Product Code	Description	Dimension (mm)	Std Pack
	KJC100	Key joint with 8 pegs	6000 x 100	
	KJC150	Key joint with 8 pegs	6000 x 150	
	KJC200	Key joint with 8 pegs	6000 x 200	
	KJC300	Key joint with 8 pegs	6000 x 300	
	KJCWEDGE	Wedge		
	KJCPEG350	Peg & Wedge	350	8
	KJCPEG400	Peg & Wedge	400	8
	KJCPEG500	Peg & Wedge	500	8
	KJCCPB25	PVC Capping Permanent Black with Strip	24000 x 9 x 13	
	KJCCRG25	PVC Capping Removable Grey	24000 x 7.5 x 10	
	KJCCRG6	Grey	6000 x 12 x 14	
	KJRM12	Rebate Moulds Yellow Rigid PVC	3000 x 12 x 12	
	KJRM20	Grey Rigid PVC	3000 x 10 x 20	
	KJFC100	Foam Filler Strips 100mm	6000 x 30 x 12	
	KJFC150	150mm	6000 x 40 x 12	
	KJFC200	200mm/300mm	6000 x 50 x 12	
	KJFXJ1024	Expansion Joint Profile & foam includes pegs & wedges	2400 x 100	
	KJFXJ1030	Profile & foam includes pegs & wedges	3000 x 100	
	KJFXJDS	Sleeve with foot		

Galvanised sheet metal profile used in forming contraction joints in concrete footpaths, using a peg and wedge system. Also listed is a variety of cappings and rebate moulds.

KEY JOINTS AND ACCESSORIES - DANLEY




	Product Code	Description	Dimension (mm)	Min Qty
	KJD100	Key joint with 8 stakes	6000 x 100	10
	KJD125	Key joint with 8 stakes	6000 x 120	10
	KJD150	Key joint with 8 stakes	6000 x 150	10
	KJD200	Key joint with 8 stakes	6000 x 200	10
	KJD250	Key joint with 8 stakes	6000 x 250	10
	KJDPEG350	Stakes	10 x 350	8
	KJDPEG450	Stakes	10 x 450	8
	KJDPEG550	Stakes	10 x 550	8
		Key Joint Capping		
	KJDRS25B	Black	25000	2
	KJDRS25G	Grey	25000	2
	KJDCR25	Rem Std	25000 x 10	2

Galvanised sheet metal profile used in forming contraction joints in concrete footpaths, using a drive and twist stake system.

	Product Code	Description	Dimension (mm)	Min Qty
	KJDEXP100	Expanda joint with 4 stakes	3000 x 100	10
	KJDEXP125	Expanda joint with 4 stakes	3000 x 125	10
	KJDEXP150	Expanda joint with 4 stakes	3000 x 150	10
	KJDEXP200	Expanda joint with 4 stakes	3000 x 200	10
	KJDEXP250	Expanda joint with 4 stakes	3000 x 250	10



Expanda joint is a standard Key joint with 5mm closed-cell foam on the inside allowing a continuous pour each side of the joint.

GALINTEL® SOLID BASE ANGLE HOT DIPPED GALVANISED

	Product Code	Dimension	Length (mm)
	GLIN8F85	85 x 8	800
	GLIN9F85	85 x 8	900
	GLIN10F85	85 x 8	1000
	GLIN11F85	85 x 8	1100
	GLIN12F85	85 x 8	1200
	GLIN9A100	100 x 100 x 6	900
	GLIN12A100	100 x 100 x 6	1200
	GLIN15A100	100 x 100 x 6	1500
	GLIN18A100	100 x 100 x 6	1800
	GLIN21A100	100 x 100 x 6	2100
	GLIN24A100	100 x 100 x 6	2400
	GLIN27A100	100 x 100 x 6	2700
	GLIN18A150	100 x 150 x 6	1800
	GLIN21A150	100 x 150 x 6	2100
	GLIN24A150	100 x 150 x 6	2400
	GLIN27A150	100 x 150 x 6	2700
	GLIN30A150	100 x 150 x 6	3000
	GLIN33A150	100 x 150 x 6	3300
	GLIN36A150	100 x 150 x 6	3600
	GLIN40A150	100 x 150 x 6	4000


Galintel® is a cold rolled flat and angle lintel bar providing recesses for mortar. Used in the formation of composite beams in brick veneer construction.

GALINTEL® RENDABAR ANGLE HOT DIPPED GALVANISED

	Product Code	Dimension	Length (mm)
	REN09A100	100 x 100 x 8	900
	REN12A100	100 x 100 x 8	1200
	REN15A100	100 x 100 x 8	1500
	REN18A100	100 x 100 x 8	1800
	REN21A100	100 x 100 x 8	2100
	REN24A100	100 x 100 x 8	2400
	REN21A150	150 x 100 x 8	2100
	REN24A150	150 x 100 x 8	2400
	REN27A150	150 x 100 x 8	2700
	REN30A150	150 x 100 x 8	3000
	REN33A150	150 x 100 x 8	3300
	REN36A150	150 x 100 x 8	3600


Galintel® is a cold roll lintel bar providing recesses and slots to facilitate cement rendering onto composite beams in brickwork.

GALINTEL® MULTI-RIB T BAR HOT DIPPED GALVANISED

	Product Code	Dimension	Length (mm)
	GLINT27	200 x 200 x 7	2700
	GLINT30	200 x 200 x 7	3000
	GLINT33	200 x 200 x 7	3300
	GLINT936	200 x 200 x 9	3600
	GLINT939	200 x 200 x 9	3900
	GLINT942	200 x 200 x 9	4200
	GLINT945	200 x 200 x 9	4500
	GLINT951	200 x 200 x 9	5100
	GLINT954	200 x 200 x 9	5400
	GLINT957	200 x 200 x 9	5700
	GLINT960	200 x 200 x 9	6000

Galintel® T section is a cold rolled lintel bar providing recesses for mortar. Used in the formation of composite beams in cavity brick wall construction supporting both skins of brickwork.

POLYTHENE BUILDING FILM



Product Code	Dimension (m)	Description	Gauge (um)
FS3425	25 x 4	Orange Super	300
FO2633	33 x 6	Arcon Premium	200
FO2250	50 x 2	Orange Polythene	200
FO2450	50 x 4	Orange Polythene	200
FP2250	50 x 2	Orange Premium	200
FP2450	50 x 4	Orange Premium	200
FB2250	50 x 2	Black Polythene	200
FB2450	50 x 4	Black Polythene	200
FBHI2250	50 x 2	Black High Impact	200
FBHI2450	50 x 4	Black High Impact	200
TPVC30	30 x .05	Grey Duct Tape	

Moisture barriers and sealing tape used in slab on ground construction.

POLYTHENE BUILDING FILM



Product Code	Dimension (mm)	Height (mm)
POD150	1090 x 1090	150
POD225	1090 x 1090	225
POD300	1090 x 1090	300
POD375	1090 x 1090	375


A void former manufactured from expanded polystyrene used for on ground concrete raft slabs. Note base product codes shown above only. Refer applicable delivery zone for complete code ie: POD150Z1 for Zone 1 etc.

POD SPACERS

	Product Code	Dimension (mm)	Std Pack
	PODSPA2	100-110	25
	PODSPA4	100-300	20
	PODRAIL40	40 x 600	25

Plastic multi purpose beam spacers.

REID CONSTRUCTION SYSTEMS


	Product Code	Description	Bar Size (mm)
	RB12C	Reidbar 500 MPa cut	12mm
	RB16C	Reidbar 500 MPa cut	16mm
	RB20C	Reidbar 500 MPa cut	20mm
	RB25C	Reidbar 500 MPa cut	25mm
	RB32C	Reidbar 500 MPa cut	32mm

500 Grade reinforcing bar which is easily joined at any point. The system comprises of a full range of fittings shown below.

	Product Code	Description	Bar Size (mm)
	RBC12	Coupler black	12
	RBC16	Coupler black	16
	RBC20	Coupler black	20
	RBC25	Coupler black	25
	RBC12D	Coupler HDG	12
	RBC16D	Coupler HDG	16
	RBC20D	Coupler HDG	20
	RBC25D	Coupler HDG	25
	RBC32D	Coupler HDG	32
	RBLN12	Lock nut black	12
	RBLN16	Lock nut black	16
	RBLN20	Lock nut black	20
	RBLN25	Lock nut black	25
	RBLN32	Lock nut black	32
	RBNP12	Nail plate	12
	RBNP16	Nail plate	16
	RBNP20	Nail plate	20
	RBNP25	Nail plate	25
	RBNP32	Nail plate	32
	RBTI12	Threaded insert black	12
	RBTI16	Threaded insert black	16
	RBTI20	Threaded insert black	20
	RBTI25	Threaded insert black	25
	RBTI32	Threaded insert black	32


Reidbar system couplers, nuts, footplates and threaded inserts to suit.

LOOP TIES

	Product Code	Description	Length (mm)	Qty Per Roll
	LT110	Black	110	2000
	LT125	Black	125	2000
	LT150	Black	150	2000
	LT200	Black	200	2000
	LTHP110	Black	110	200
	LTHP125	Black	125	200
	LTHP150	Black	150	200
	LTG110	Galvanised	110	2000
	LTG125	Galvanised	125	2000
LTG150	Galvanised	150	2000	
LTG200	Galvanised	200	2000	

Tie wire with loops used as a steel fixing aid.

REEL BELT AND TOOLS


	Product Code	Description
	IDLREEL	Aluminum reel for tie wire
	IDLNYBELT	Wide nylon belt & buckle for reel
	IDLBELT	Leather belt for reel
	IDLCOILA14	1.40mm black tie wire coil for reel
	IDLCOILA	1.57mm black tie wire coil for reel
	IDLCOILG	1.57mm galvanised tie wire coil for reel
	TWSTLN	Twisting tool with long handle
	NIPP8	Knippex Nippers 200mm
	NIPP200	Crescent end cutters 200mm

Reels, belt coils and tools used in steel fixing.

WELDMESH

Weldmesh.™

EASY SHEETS 1200mm x 2000mm

	Product Code	Description	Aperture size (mm)	Wire diameter (mm)
	ES2A25252	Standard galvanised	25 x 25	2.50
ES325502	Standard galvanised	25 x 50	3.15	
ES350502	Standard galvanised	50 x 50	3.15	
ES450502	Standard galvanised	50 x 50	4.00	
ES450752	Standard galvanised	50 x 75	4.00	
ES51001002	Standard galvanised	100 x 100	5.00	


Easy Sheets offer the handy man numerous applications. Ideal for use in the garden.

WELDMESH 3000mm x 2400mm

	Product Code	Description	Aperture size (mm)	Wire diameter (mm)
	WG2A11	Standard galvanised	25 x 25	2.50
	WG311	Standard galvanised	25 x 25	3.15
	WG312	Standard galvanised	25 x 50	3.15
	WG314	Standard galvanised	25 x 100	3.15
	WG322	Standard galvanised	50 x 50	3.15
	WG422	Standard galvanised	50 x 50	4.00
	WG423	Standard galvanised	50 x 75	4.00
	WG522	Standard galvanised	50 x 50	5.00
	WG523	Standard galvanised	50 x 75	5.00
	WG544	Standard galvanised	100 x 100	5.00
	WG5A44	Standard galvanised	100 x 100	5.60
	WG5A46	Standard galvanised	100 x 150	5.60

Easy to use 3m x 2.4m sheets. Industrial application in a galvanised format.

SHEEPYARD MESH

	Product Code	Description	Aperture size (mm)	Wire diameter (mm)
	SYMG5410A	6000mm x 900mm Standard gal	100 x 250	5.00
SYMG5410B	6000mm x 1100mm Standard gal	100 x 250	5.00	

Sheepyard mesh ideally suited for rural and garden applications.



CONCRETE VIBRATORS

FLEXTOOL® PORTAVIBE®



Model	Nose Cap Type	Vibrator Head Diameter (mm)	Flexshaft Length (mm)	Operating Weight (kg)	Frequency (vib/min)	Amplitude in Air (mm)	Engine Make	Engine Model	Max Rated Power (Hp)	Fuel Type	Product Code
FVE44-2	Steel	44	540	11.5	9,000	2.8	Honda	GX35	1.5	P	FT201807-UNIT

CONCRETE POWER FINISHING

FLEXTOOL® WALK-BEHIND POWER TROWELS



Model	Operating Weight (kg)	Trowel Diameter (mm) (in)	Number of Blades	Rotor Speed Range (rpm)	Blade Pitch Max (deg)	Lifting Hook	Wheel Kit Compatibility	Engine Make & Model	Max Rated Power (Hp)	Fuel Type	Product Code
FT34-2	82	865 (34)	4	70-150	28	Yes	Yes	Honda GX160	5.5	P	FT201808-UNIT
FT40-2	90	1015 (40)	4	70-150	28	Yes	No	Honda GX160	5.5	P	FT201816-UNIT

CONCRETE POWER FINISHING

FLEXTOOL PROFINISH® WALK-BEHIND POWER TROWELS



FP424



FP436



FP436D



FP440



FP446

Model	Trowel Diameter (mm) (in)	Operating Weight (kg)	Number of Blades	Speed Range (rpm)	Blade Pitch Max (deg)	Engine Make	Engine Model	Max Rated Power (Hp)	Fuel Type	Product Code
FP424	610 (24)	50	4	40-130	30	Honda	GX160	5.5	P	FT203424-UNIT
FP436	915 (36)	75	4	40-130	30	Honda	GX160	5.5	P	FT203436-UNIT
FP436D	915 (36)	89	4	50-130	30	Yanmar	L48	4.7	D	FT23436D-UNIT
FP440	1015 (40)	85	4	40-130	30	Honda	GX270	9	P	FT203440-UNIT
FP446	1165 (46)	105	4	40-150	30	Honda	GX390	13	P	FT203446-UNIT

ACCESSORIES

D HANDLE

Suits FP436 & FP440.

FT203552-UNIT



WHEEL KIT 34

Suits FT34-2 only

Model	Operating Weight (kg)	Product Code
FTWK-2	7	FT201809-UNIT



WALK-BEHIND POWER TROWEL ENGINE COVER

Suits all FP and FT series of Walk-Behind Power Trowels

FT203433-UNIT



CONCRETE POWER FINISHING

FLEXTOOL PROFINISH® RIDE-ON POWER TROWELS



FP836-3

Dimensions (LxWxH)
1950mm x 1000mm x 1250mm

POWERED by
HONDA



FP1046-3

Dimensions (LxWxH)
2500mm x 1300mm x 1400mm



Model	Operating Weight (kg)	Trowel Diameter (mm) (in)	Number of Blades	Rotor Speed Range (rpm)	Blade Pitch Max (deg)	Fuel / Water Tank Capacity (l)	Lifting Hook	Wheel Kit Inclusion	Engine Make & Model	Max Rated Power (Hp)	Fuel Type	Product Code
FP836-3	385	915 (36)	8	50-140	30	20	Yes	Yes	Honda GX690	27		FT201828-UNIT
FP1046-3	520	1165 (46)	10	50-140	30	20	Yes	Yes	Vanguard 613400	35		FT201829-UNIT

HAND TOOLS

POINTED TROWELS

Product Code	Description	Width (mm)	Length (mm)	Pack Qty
FT4P1009-UNIT	Pointed Trowel - ProSoft Handle	100	355	6
FT4P1001-UNIT	Pointed Trowel - ProSoft Handle	120	365	6
FT4P1091-UNIT	Pointed Trowel - ProSoft Handle	115	405	6
FT4P1092-UNIT	Pointed Trowel - ProSoft Handle	115	450	6
FT4P1093-UNIT	Pointed Trowel - ProSoft Handle	115	500	6
FT41009P-UNIT	Pointed Trowel - Plastic Handle	100	355	6
FT41091P-UNIT	Pointed Trowel - Plastic Handle	115	405	6



ProSoft Handle



Hard Plastic Handle

SQUARE TROWELS

Product Code	Description	Width (mm)	Length (mm)	Pack Qty
FT4P1002-UNIT	Square Trowel - ProSoft Handle	120	280	6
FT4P1081-UNIT	Square Trowel - ProSoft Handle	115	405	6
FT410020-UNIT	Square Trowel - ProSoft Open Handle	120	280	6
FT410810-UNIT	Square Trowel - ProSoft Open Handle	115	405	6



ProSoft Handle



Open Handle

STEEL FLOATS

Product Code	Description	Width (mm)	Length (mm)	Pack Qty
FT42009S-UNIT	Stainless Steel Float - ProSoft Handle	160	210	6
FT42029S-UNIT	Stainless Steel Float - ProSoft Handle	100	290	6
FT42019S-UNIT	Stainless Steel Float - ProSoft Handle	150	380	6



MAGNESIUM FLOATS

Product Code	Description	Width (mm)	Length (mm)	Pack Qty
FT4P2051-UNIT	Magnesium Float - ProSoft Handle	80	405	6
FT4P2052-UNIT	Magnesium Float - ProSoft Handle	80	510	6



HAND TOOLS

WOOD FLOATS

Product Code	Description	Width (mm)	Length (mm)	Pack Qty
FT4P8001-UNIT	Wood Float - ProSoft Handle	112	300	6
FT4P8002-UNIT	Wood Float - ProSoft Handle	112	380	6
FT4P8024-UNIT	Wood Float - ProSoft Handle	65	600	6



MARBLE SHEEN TROWELS

Product Code	Description	Width (mm)	Length (mm)	Spine Length (mm)	Pack Qty
FT4P1021-UNIT	Marble Sheen Trowel - ProSoft Handle	100	350	160	6
FT4P1022-UNIT	Marble Sheen Trowel - ProSoft Handle	100	450	160	6



CONCRETE EDGERS - BEVEL

Product Code	Description	Width (mm)	Length (mm)	Angle	Bevel (mm)	Pack Qty
FT44013S-UNIT	Edger - ProSoft Handle	100	150	45	25	6



CONCRETE EDGERS - BULL NOSE

Product Code	Description	Width (mm)	Length (mm)	Radius (mm)	Depth (mm)	Pack Qty
FT44001S-UNIT	Edger - ProSoft Handle	75	140	5	12	6
FT44002S-UNIT	Edger - ProSoft Handle	75	140	6	12	6
FT44003S-UNIT	Edger - ProSoft Handle	75	140	10	19	6
FT44008S-UNIT	Edger - ProSoft Handle	75	140	19	19	6
FT44006S-UNIT	Edger - ProSoft Handle	100	150	6	14	6
FT47006S-UNIT	Edger - ProSoft Handle	105	150	10	14	6
FT47002S-UNIT	Edger - ProSoft Handle	112	175	12	22	6
FT47003S-UNIT	Edger - ProSoft Handle	112	175	25	19	6
FT47008S-UNIT	Edger - ProSoft Handle	140	200	20	19	6
FT47001S-UNIT	Edger - ProSoft Handle	150	230	25	24	6



HAND TOOLS

VEE JOINTERS - STEEL

Product Code	Description	Width (mm)	Length (mm)	Depth (mm)	Pack Qty
FT43001S-UNIT	Vee Jointer - ProSoft Handle	75	152	10	6
FT43002S-UNIT	Vee Jointer - ProSoft Handle	150	175	12	6
FT43012S-UNIT	Vee Jointer - ProSoft Handle	150	175	20	6



VEE JOINTERS - CAST

Product Code	Description	Width (mm)	Length (mm)	Depth (mm)	Pack Qty
FT4FP11A-UNIT	Vee Jointer - ProSoft Handle	75	150	10	6
FT4FP13B-UNIT	Vee Jointer - ProSoft Handle	75	150	12	6
FT4FP18E-UNIT	Vee Jointer - ProSoft Handle	75	200	25	6



STEP TREAD TOOL - CAST

Product Code	Description	Width (mm)	Length (mm)	No. Grooves	Pack Qty
FT4FP19G-UNIT	Step Tread Tool - ProSoft Handle	75	150	7	6



CONCRETE SCREED WITH LEVEL VIAL



Product Code	Description	Length (mm)	Pack Qty
FT401807-UNIT	Aluminium Concrete Screed	1200	4
FT401808-UNIT	Aluminium Concrete Screed	1500	4
FT401809-UNIT	Aluminium Concrete Screed	1800	4
FT401810-UNIT	Aluminium Concrete Screed	2100	4
FT401811-UNIT	Aluminium Concrete Screed	2400	4
FT401812-UNIT	Aluminium Concrete Screed	2700	4
FT401813-UNIT	Aluminium Concrete Screed	3000	4
FT401814-UNIT	Aluminium Concrete Screed	3600	4
FT401815-UNIT	Aluminium Concrete Screed	4200	4

HAND TOOLS

CONCRETE PLACING RAKES



Product Code	Description	Blade Width (mm)	Length (mm)	Pack Qty
FT4CC011-UNIT	Concrete Placing Rake - Pull Style	500	1650	6
FT4CC013-UNIT	Concrete Placing Rake - Push / Pull Style	500	1650	6



Pull Style



Push/Pull Style

CONCRETE SHOVELS

Product Code	Description	Length (mm)	Pack Qty
FT4HGT75-UNIT	Steel D - Handle Concrete Shovel	1050	6
FT4RW025-UNIT	Steel D - Handle Concrete Shovel	1150	6



STANDING BRACKET

Product Code	Description	Pack Qty
FT40FPSB-UNIT	Standing Bracket	1



KNEELING BOARD

Product Code	Description	Width (mm)	Length (mm)	Pack Qty
FT410209-UNIT	Concrete Kneeling Board	350	490	6



BOLT CUTTERS

Product Code	Description	Length (mm)	Pack Qty
FT4RW094-UNIT	Bolt Cutters	750	5
FT4RW095-UNIT	Bolt Cutters	900	5



HAND TOOLS


FLAT FLOOR TOOLS

BUMP CUTTER Cuts down bumps and fills low areas after concrete slab has been floated.

CHECK ROD Reduces bumps and fills low areas while the concrete is still plastic.

CHANNEL FLOAT Use in place of traditional bull floats for flatter floors.

Product Code	Description	Width (mm)	Height (mm)	Length (mm)	Pack Qty
FT4000BC-UNIT	Bump Cutter	3000	102	51	1
FT4000CR-UNIT	Check Rod	3000	51	102	1
FT4000CF-UNIT	Channel Float	3000	51	152	1



HANDLES & ADAPTORS



Telescopic Extension Handle



Telescopic Handle Adaptor



Clip Together Handle



Replacement Handle

Product Code	Description	Pack Qty
FT401805-UNIT	Handle Telescopic Extension	4
FT401800-UNIT	Handle Telescopic Adaptor 25-32mm	50
FT401806-UNIT	Handle Clip Together 1.8m	4
FT42051H-UNIT	Replacement Handle - Mag & Wood Float	6


HAND TOOLS

suitable for use with clip together or telescopic handles

BULLFLOATS

For use with Telescopic or Clip Together Handles

Product Code	Description	Width (mm)	Length (mm)	Pack Qty
FT401801-UNIT	Aluminium Bullfloat	150	600	4
FT401802-UNIT	Aluminium Bullfloat	150	900	4
FT401803-UNIT	Aluminium Bullfloat	150	1200	6
FT401804-UNIT	Aluminium Bullfloat	150	1800	4



FINISHING BROOMS

For use with Telescopic or Clip Together Handles

Product Code	Description	Length (mm)	Bristle Type	Pack Qty
FT4B1573-UNIT	Finishing Broom	750	Medium	10
FT4B1574-UNIT	Finishing Broom	900	Medium	10



WALKING TOOLS

For use with Telescopic or Clip Together Handles

Product Code	Description	Width (mm)	Length (mm)	Radius (mm)	Depth (mm)	Pack Qty
FT4009SW-UNIT	Walking Tool - Steel Float	160	210	-	-	6
FT4019SW-UNIT	Walking Tool - Steel Float	150	380	-	-	6
FT4002SW-UNIT	Walking Tool - Edger	112	175	12	22	6
FT4702SW-UNIT	Walking Tool - Vee Jointer	150	175	-	12	6



WALKING TROWELS

For use with Telescopic or Clip Together Handles

Product Code	Description	Width (mm)	Length (mm)	Pack Qty
FT4FW555-UNIT	Walking Trowel - Round Ends - Carbon Steel	120	600	6
FT4FW557-UNIT	Walking Trowel - Round Ends - S/Steel	120	600	6



FRESNO TROWELS

For use with Telescopic or Clip Together Handles

Product Code	Description	Width (mm)	Length (mm)	Pack Qty
FT4FF607-UNIT	Fresno Trowel	115	600	6
FT4FF609-UNIT	Fresno Trowel	115	900	6




SOIL COMPACTION

Flextool® Forward Plate Compactor



FCP-87B

Model	Operating Weight (kg)	Plate Size (WxL) (mm)	Centrifugal Force Max (kN)	Vibration Frequency (vpm)	Max Travel Speed (m/min)	Max Gradeability (%)	Max Compacted Area (m2/h)	Lifting Hook	Engine Make & Model	Max Rated Power (Hp)	Fuel Type	Product Code
FCP-87B	87	460 x 610	19.8	7000	26	35	717	Yes	Honda GX160	5.5		FT201806-UNIT

